

## Property Access

### [Check-in](#)

#### **Check-In Time**

Welcome to Seaglass!

This guidebook is **mobile - friendly**, feel free to bookmark it and take with you as you explore Acadia and beyond for useful recommendations. There is also a **tablet** in the living room with the guidebook installed for easy access.

Check-in is from **4pm EST**.

Our check-in and check-out times are set to ensure a smooth transition between guests, as there may be another booking before or after yours. We'll provide you with an access code prior to your arrival so you can check yourself in with ease.

**The Schlage smart lock** is located on the front door. Press the little Schlage button above the knob and then put in your unique four digit code. Turn the lock to the right and the door will unlock. To lock the door, touch the Schlage button and then turn the lock to the left and the door will lock.

**Luggage racks** are located in each bedroom closet for your convenience.

Early check-in is only subject to availability for a \$50 fee. If you're planning to arrive before the standard check-in time, please reach out to us and we'll see if we can make arrangements - though we can't guarantee it.

Should you get here ahead of schedule, be sure to check out our "Points of Interest" **MAP** below, where we've put together a list of nearby places to visit and things to do while you wait.

#### **Important Info**

#### **Accessing the WiFi**

Scan QR code to visit



## Property Rules

Scan QR code to visit



## [Check-Out](#)

### Check-Out Time

Please vacate the property **before 10am EST**.

**Late Check-Out:** Only subject to availability and must be requested at least 48 hours prior to your departure. If approved, late check-out is extended until 12 PM EST for a \$50 fee.

To help us prepare the space for the next guests, please take care of the following before you leave:

- Please start a load of used towels in the washing machine.
- Bathrobs in the primary closets should be included with soiled laundry, if used. Please do not hang in the closet if used.
- If utilized during your stay, please leave all Murphy beds in the downward position to alert our housekeeping team that the linens require servicing.
- Empty all indoor trash and place trash in the outdoor bins in the garage.
- Ensure all remaining dishes are washed and put away. (As a reminder, do not place pots, pans, chef's knives, or wooden spatulas in the dishwasher).
- Make sure all windows and doors are locked.
- Turn off all lights, fans, and heating/cooling.
- Return any moved furniture to its original position.

Thank you so much for staying with us — we hope you had a wonderful time in Gouldsboro! We have a guestbook that we would love for you to sign, tell us where you are from and provide tips on fun activities or great food that you enjoyed.

## [Property Rules](#)

### Paying Guests Only

### **Registered Guests Only**

- Only the number of guests included in your booking are permitted on the property. Extra guests, tents, or campervans are not allowed. If additional guests are found to have stayed without prior approval, your stay will be terminated and a \$500 penalty will be assessed.

### **No Parties**

- This property has a strict **no parties** policy. Please be mindful and keep gatherings small and respectful.

### **Strict Non- Smoking Policy**

Sea Glass is an entirely smoke-free rental. Smoking of any kind is strictly prohibited anywhere on the property grounds. Non-compliance will result in an immediate fine of \$1,500.

### **Plumbing and Waste Management**

#### **Plumbing & Waste Management**

Seaglass operates on a private well and sewer system.

**Toilets:** Do not discard any sanitary products (including tampons, pads, and wipes) down the toilets.

**Kitchen Sink:** Do not put food scraps or cooking debris down the kitchen sink, as the system cannot break down these materials.

### **Murphy Beds Operation**

The property features three specialized Murphy beds: one in the downstairs bedroom, one in the upstairs game room, and a Murphy dresser bed in the primary bedroom adjacent to the game room.

**Instructional Video:** Please refer to the video in the '**How to use**' section of this guide for instructions regarding operating the beds.

**Step stool for linen accessibility in Game Room Murphy Bed:** A step stool is located in the linen closet next to the game room to assist you in safely reaching the pillows and comforter stored above the unit.

**Safety Restraints:** Climbing on the desk area of the Murphy beds is strictly prohibited. Any damage to the mechanism or frame will result in a full replacement fine.

### **Kitchenware Care**

## **Kitchenware Care (continued)**

Please take extra care with our kitchen inventory. Do not place pots, pans, chef's knives, or wooden spatulas in the dishwasher, as this causes permanent damage. These items must be hand-washed only.

## **Hot Tub Guidelines**



**Glassware Prohibition:** For safety reasons, glass vessels are strictly prohibited in and around the hot tub area. Broken glass can damage the filtration motor and cause severe physical injury.

**Approved Drinkware:** Please use the dedicated plastic drinking glasses provided on the rack next to the living room.

**Sanitization:** To maintain pristine water quality, please sanitize the hot tub with the provided treatment after each use

## **Night time usage**

Due to the bug population prevalent in the Summer time, we recommend turning off the lights while using the hot tub at night. This will avoid unwanted visitors (the bugs) in the hot tub with you.

## **Complimentaries & Spa Experience**

**Primary Bedroom Spa Amenities:** All curated travel-size spa items are complimentary and yours to take home.

**Restocking Restrictions:** Please do not remove full-size items (including shower gels, shampoos, conditioners, hand lotions, and hand washes) from any of the bathrooms. Removal of these items will incur a replacement charge.

**Refreshments:** Complimentary coffee and snacks are provided for your enjoyment in the kitchen as well as within the two primary bedrooms upstairs.

## **Noise**

## **Noise (continued)**

### **Noise & Quiet Hours**

- To ensure a peaceful environment for everyone, **no loud music after 11 PM**. If socialising outdoors, please keep voices low.
- If noise levels become disruptive, we kindly ask that you move inside to avoid disturbing the neighbours.

## **Trash & Recycling**

Before you check out, we kindly ask that all indoor trash bins be emptied into trash bags and trash placed in the closeable garbage bins in the garage. 13 gallon trash bags are located under the kitchen sink. If you are cooking shellfish like lobster, please use the 3 mill outdoor trash bags that are located near the bins in the garage. As the cleaner may not arrive immediately after your departure, this helps keep the space fresh and free from unwanted odours or pests.

Please separate drink bottles that the state of Maine collects a bottle fee on- your effort is greatly appreciated!

## **Seaglass Tradition**

### **Seaglass Tradition**

## **S'mores by the firepit**

Each rental season, we begin by providing s'mores essentials (marshmallows, chocolate, graham crackers, firewood) to our first guest of the season. We encourage our guests to return the favor to the next guest to carry on the s'mores- making legacy! Tag us on

### **instagram**

Scan QR code to visit



with #makings'moresmemories .

**Chairs** are available in the garage for use by the wood firepit.

### **Looking to get some wood?**

There are several places on route 1 towards Ellsworth that you can get firewood. Most of these places rely on an honor code where you grab your wood and leave some cash behind, so there is usually no one available to facilitate the transaction.



## WiFi Details

### [WiFi Troubleshooting](#)

#### **Troubleshooting**

Please check you are connected to the correct WiFi network: **199 Fidium**.

Try these steps if you're having trouble connecting:

1. Move to a different area of the property - coverage may be stronger in certain spots.
2. Toggle Airplane Mode on your device, wait 10 seconds, then turn it off and reconnect.
3. Forget the network on your device and reconnect from scratch.
4. Restart the router if accessible (unplug, wait 30 seconds, plug back in).

If it still doesn't work, please reach out and we'll do our best to troubleshoot further.

### [Accessing the WiFi](#)

#### **WiFi Login Details**



Please use the following details to connect to our complimentary WiFi:

**WiFi Name:** 199 Fidium

**WiFi Password:** awayregister203

A Wi-Fi placard is also located by the television stand in the living room.

## How to use...

### [Front door Schlage lock](#)


#### Front door Schlage lock

#### Instructional video

Please refer to this instructional

video

Scan QR code to visit



to learn how to operate the Schlage lock for the front door.

### [Murphy Beds](#)

#### Murphy Beds

#### Instructional video

Please refer to this instructional

video

Scan QR code to visit



to learn how to operate the murphy beds. **A step stool** has been provided in the linen closet next to the game room to access the comforter and pillows above the bed.

### [Hot tub](#)

#### Hot tub

## Hot tub (continued)



## Instructional video

Please refer to this

**video**

Scan QR code to visit



for guidelines on how to operate the hot tub and after use care instructions.

Please **do not use** glass drinkware inside the hot tub. Plastic cups are provided for your convenience. The hot tub pumps can be accessed through the control panel. Open both sides of the cover and then press the 1 and 2 button and it opens up the control panel interface. Press the O for jets. Press pump one and pump two for the pumps. Pumps will run for 15 minutes before shutting down. When done with the hot tub, please add a capful of the Diclor (Chlorine) as well as a cap full of the Oxygen shock directly to the water while running the jets of both pumps for at least 15 minutes with the cover off. Both chemicals are in a waterproof bag, hung on the hot tub. Then the cover can be closed until the next usage.

## Night time usage

Due to the bug population prevalent in the Summer time, we recommend turning off the lights while using the hot tub at night. This will avoid unwanted visitors (the bugs) in the hot tub with you.

## [Air Conditioning](#)

### Air Conditioning


## **Air Conditioning (continued)**

### **Instructional video**

Please refer to this

**video**

Scan QR code to visit



for guidelines on how to operate the airconditioner.

## **Propane Fireplace/Stove**


### **Propane Fireplace/Stove**

### **Instructional video:**

Please refer to this

**video**

Scan QR code to visit



for guidelines on how to use the fireplace.

To turn on the propane stove/fireplace, touch the on button for the desired run time. The pilot light will start and then the fireplace will light up. This process takes about 30 seconds. Please do not touch multiple buttons at the same time as it will confuse the control timer. The stove will run for the desired time and then turn off. To turn off earlier, touch the off button.

## **Washer/Dryer**

### **Turn off Eco-dry for optimal dry cycle**

The dryer defaults to eco-dry when turned on. We recommend turning this off before starting a cycle to ensure your clothes dry completely. While Eco-dry conserves energy, it often leaves clothes damp.

## [Lobster / Seafood cooker](#)

### Using the Lobster/Seafood cooker

A lobster/seafood cooker is available in the garage for use **outdoors only**. To use, add salt water from the ocean, connect to the propane tank and steam your lobster.

## [Kitchen Appliances](#)

### Popcorn Machine

### Popcorn Machine

A popcorn machine is available in the cabinet below the air fryer. Perfect for a movie night with the family! To use, add your corn using the cup provided, plug in the machine and it will automatically get to work. **No oil necessary**. For a buttery addition, melt butter in the microwave and add to your freshly popped corn.

### Drip coffee Machine

#### Using the drip coffee machine

Prior to use: Empty and rinse the coffee filter and also empty out old coffee from the carafe. Rinse the carafe with hot water.

#### Steps:

- Fill the reservoir with water
- Add about 6 scoops of ground coffee to the filter
- Place the carafe back in its original position
- Press the brew button

## [Entertainment](#)

### TV

#### ? TV Guide

#### Turning on the TV

1. Press the **Power** button on the TV remote.
2. The smart TV may take a few seconds to boot up.

#### Watching Netflix & Other Streaming Apps

- The TV has built-in apps — press the **Home** button and select Netflix, Disney+, or YouTube from the menu.
- If using Chromecast, open the app on your device and cast the content as described in the Chromecast guide.

## **Chromecast**

### **Using Google Chromecast**

1. Make sure the TV is set to the HDMI input where the Chromecast is connected.
2. Open the streaming app (Netflix, YouTube, etc.) on your phone, tablet, or laptop.
3. Tap the **Cast icon** (?) in the app and select the TV's name from the list.
4. Your content should start playing on the TV!

**Note:** Your device must be connected to the same WiFi network () as the Chromecast for casting to work.

## **Troubleshooting**

### **Troubleshooting the TV & Chromecast**

- **No Signal?** Double-check that the TV is set to the correct HDMI input 3 (EARC).
- **Chromecast not showing?** Ensure your device is connected to the WiFi network .
- **App not working?** Try restarting the TV and your device.
- **Remote not responding?** Check the batteries or try unplugging the TV for 30 seconds.

For any issues, feel free to reach out! Enjoy your stay! ?

## Local Area

### Gouldsboro & Surrounds

#### Places to Eat

#### Restaurants

The "Points of Interest" section of this guidebook provides google map directions to all the restaurants and activities mentioned in the guidebook.

- **Lunch on the wharf (Corea):** A local favorite. Grab fresh seafood while enjoying the water and lobster boat views
- **The Pickled Wrinkle (Birch Harbor):** The blueberry cider is highly recommended. Enjoy the variety of offerings with live music on some nights (Thursdays and Fridays). There are also souvenirs available for purchase.
- **Bunkers Seafood and Spirits (Birch Harbor) :** Great ambiance, accompanied by amazing seafood. The restaurant has an outdoor deck/wharf on the water and furry friends are welcome in the outdoor seating area.
- **Musquito Harbor (Winter Harbor):** This is a craft brewery and gastropub featuring locally made craft beers. The gastropub menu offers a variety of food including steak and seafood.
- **Chase's Restaurant (Winter Harbor) :** Hungry for more seafood? Head to Chase's for a traditional DownEast experience. The restaurant also offers non-seafood options.
- **Bell Bouy Seafood and Takeout:** In a hurry? Grab a quick bite from Bell Bouy seafood stand. The restaurant also offers lobster boat tours and lobster lunch after you catch your own lobster! There is a souvenir shop nearby
- **Chipman's (MillBridge, 30 minutes away):** Seafood
- **Helens restaurant (Ellsworth, 30 minutes away):** Seafood, American food
- **Pat's Pizza (Ellsworth, 30 minutes away) :** A local favorite with a variety of options
- **Shinbashi (Ellsworth, 30 minutes away) :** Asian food
- **Cilantro (Ellsworth, 30 minutes away) :** Indian food

#### IceCream places

- **Me & Ben's (Birch Harbor)**
- **Jordan's Snack bar (Ellsworth, 30 minutes away)**
- **Morton's Moo Homemade Icecream & Cafe (Ellsworth, 30 minutes away)**
- **Ben & Bill's Chocolate Emporium (Bar Harbor, 1 hour away) :** Amazing Blueberry icecream, but on the pricier side
- **CJ's Big Dipper (Bar Harbor, 1 hour away) :** A must visit while in Bar Harbor. The Blueberry icecream is spectacular

#### Grocery

- **Winter Harbor Provisions (15 minute drive from the house, open 8AM - 7PM Mon - Sat, and 9AM - 4PM Sun)**
- **Ellsworth has a Super Walmart and at least 3 other Grocery stores including Shaw's and Hannaford.**

#### Places to buy Lobster

- **R&k Crab And Lobster ( 207-479-7211)**
- **Winter Harbor Coop: ( phone number: 207-963-5857)**

## Things to do

Welcome to **Gouldsboro, Maine** - a beautiful corner of Downeast Maine known for its rugged coastline, pristine lakes, and unspoiled natural scenery. Whether you're here to hike, kayak, fish, or simply unwind, there's plenty to discover.

Some highlights worth exploring nearby:

- **Schoodic Point, Acadia National Park** – The quieter, less-crowded section of Acadia, right in your backyard in Winter Harbor.
- **Jones Pond** – Perfect for swimming, kayaking, and fishing on a warm Maine day. Set the GPS to "Jones Pond Recreation Area" for easy navigation to the public parking section of the pond.
- **Coastal villages** – Seaglass is located on the vortex of Gouldsboro, and Corea, ME ( a small fishing village). Explore Corea and charming nearby towns of Prospect Harbor, Winter Harbor, and Birch Harbor for local seafood, galleries, and shops.
- **Grindstone Neck, Winter Harbor** - Drive by Grindstone Neck to view the stunning, expansive Gilded Age summer cottages. These exclusive enclaves were developed to rival Bar Harbor across Frenchman bay and have been meticulously preserved for over a century. A pastime delight for an architectural lover!
- **Catch Your Dinner Lobster Boat Tours, Corea** - Hands-on lobster fishing adventure. Catch your own dinner and enjoy fresh lobster meal dockside.
- **Cherryfield Maine** - Visit the historic district of Cherryfield; the blueberry capital of the world. Visit local farms like Blueberry Barrens, Intervale and Burkehill for a unique blueberry picking experience. There are also antique stores and local wineries to explore in the area. For the hiker in your group, the Young Tunk Mountain trail awaits for quicker access to blueberry barrens and views.
- **Acadia National Park, Mount Desert Island** – Just over an hour away is the main section of Acadia National park in Mt Desert Island. Drive up Cadillac mountain, enjoy a stroll around Sand Beach, and hike the trails of Acadia. The day is yours to seize and the world is your oyster.
- **Winter Harbor Ferry** - Seasonal private seasonal ferry that runs between Bar Harbor and Winter Harbor several times a day. This is a nice bat ride and allows a break from traffic and Bar Harbor parking fees.

## Playgrounds for Kids

### **Nearby Playgrounds**

- **Peninsula School** (7 minutes drive from the house): Swingsets available
- **Winter Harbor Playground** (15 minutes drive from the house)
- **Jones Pond Recreation Area** (15 minutes drive from the house): Swingsets available

## Mail & Package Delivery

Both UPS and FedEx will deliver packages directly to the house. However, **USPS delivers to the post office** and not to the property. Please use the following address for the house with the zipcode for Corea when ordering packages to ensure they're delivered to the Corea post office which is a 3 minute drive from the house .

## **Home address to use for packages**

199 Paul Bunyan Road

Corea, ME 04624

Attn: Alan Perry

## **Post Office Address**

646 Corea Rd

Corea, ME 04624

**Hours of operation:** Mon - Fri (11:30 AM - 3:30 PM), Sat (8AM - 12PM)

## **Getting Around**

A **car is recommended** for getting around the Gouldsboro area, as the region is rural and most attractions are spread out. Roads are generally well-maintained, though some scenic back roads may be unpaved.

- **Driving** is the most convenient way to explore the area and reach nearby towns, beaches, and parks.
- **Cycling** is a great option for exploring closer to the property on quieter roads.
- Winter Harbor is a short drive away for groceries, dining, and other services like gas. For a larger selection of groceries, Ellsworth ME is about 35 minutes drive from the property.

## **[Weather Report](#)**

### **Weather Forecast**

#### **Weather**

Scan QR code to visit



## [Book Activities](#)

[View Available Activities](#)

### **Activities**

Scan QR code to visit



## Contacts

### [Phone Numbers](#)

#### Your Host


We're here to help make your stay as comfortable as possible. You can call, text, or reach out to us via the booking platform you used to make your reservation.

We aim to respond to all messages promptly. For non-urgent questions, messaging through the app is usually the quickest way to reach us.

Phone number: Alan (904) - 349 - 4937), text or call. Email:

**[Alan.perry@seaglasscorea.com](mailto:Alan.perry@seaglasscorea.com)**

Scan QR code to visit



#### Emergency Numbers

Depending on the nature of your emergency, please contact the appropriate service:

- **Fire:** 911
- **Police:** 911
- **Ambulance:** 911

#### **Medical Emergency**

In an emergency, call **911** and ask for an ambulance. Please also notify us as soon as it is safe to do so.

## Book Direct & Save

[Save 10%](#)


### Direct Booking and Referral Program

Save 5% or more by booking directly with us! **Stay twice, save an additional 5%**. Valid for bookings made directly through our website and within a year of original stay. All **weekly stays** get an **additional 10%** applied to their stay. Please contact us prior to booking to apply this discount to your booking.

#### Link to website:

#### Seaglass website

Scan QR code to visit



#### Referral Program

Refer a friend or family member. When they **book through our website** and successfully **complete their stay**, you will receive a \$100 visa or mastercard gift voucher. The voucher will be mailed or emailed to you ( whichever you prefer).

## Purchase

### Products

#### Products

{{upsell\_products\_all}}

## Follow Us

### [Instagram](#)

#### **Follow Us on Instagram**

Follow us on instagram @

**seaglasscorea\_vacations**

Scan QR code to visit



. Tag #SeaglassCorea with your favorite nature moments while exploring acadia and its surroundings to be featured in our seaglass archives. Each year, the winner of the best featured moment will be selected and will receive a gift, courtesy of Seaglass vacations. Everyone in the family is welcome to participate and different media are acceptable (**photos, videos, drawings, etc**) .

The goal of this challenge is to encourage our guests to capture each moment and be at one with nature.

## Leave Us a review

### [Suggestion form & Guest book](#)

#### Let us know how we're doing

At Seaglass, we strive to provide our guests a 5 star experience. Your feedback is very important to us and we would like to earn your 5 star review. If you encounter any issues before or during your stay, please let us know and we will work to fix it. There is a **guest book** on the kitchen countertop where you can share with us memories from your visit. If you have any suggestions for improvement or if there is anything you would like to see featured on the property in the future, please use this

#### **suggestion form**

Scan QR code to visit



to let us know.

Thank you so much for staying with us; at Seaglass, it's never goodbye, it's see you again!