

## Property Access

### Check-in

#### Check-In Time

Welcome there

Check-in is from **16:00**


Our check-in and check-out times are set to ensure a smooth transition between guests, as there may be another booking before or after yours. You'll receive an access code at your arrival so you can check in easily on your own ?.

Early check-in may be possible depending on availability. If you plan to arrive earlier than the standard check-in time, or simply wish to leave your luggage at the villa ?, please send us a message in advance so we can confirm and arrange it for you.

If you arrive early and leave your bags, you can head to nearby Scooby's Pool Bar ?, just a short distance from the villa. It's a great spot to relax, enjoy a light meal or snacks ?, have a drink ?, and even use their pool ???? while you wait.

#### **Scooby's Pool Bar location**

Scan QR code to visit



#### Keys

The villa has a **key safe** with the keys ?. The code to open the key safe is provided at check-in time ?. When possible, we can share the code earlier, depending on whether we are able to have the house ready before the official check-in time ?.

**Note:** The key safe is the same as the one in the photo ?. After entering the code, you must press on both sides to open it ?.

## **The Neighbourhood**

Villa Cristina 17 is ideally located in the Castelo / Galé area of Albufeira, offering easy access to some of the Algarve's best beaches, restaurants, and essential services.

### **?? Beaches nearby**

You are just minutes away from some of the most beautiful beaches in the region:

- Praia do Castelo – small and scenic beach surrounded by cliffs
- Praia do Evaristo – famous for rock formations
- Praia de São Rafael – one of the most iconic beaches in the Algarve
- Praia da Galé – long sandy beach with several beach bars and restaurants

### **?? Restaurants nearby**

Within a short distance you will find great local dining options:

- O Pôr do Sol – popular local restaurant known for grilled dishes and friendly service
- Restaurante O Amigo – for tapas and a unique approach to Portuguese cuisine
- Restaurante Jompra – for traditional Portuguese food fresh
- Beachfront restaurants in Castelo, Galé, and São Rafael offering great views and sunset dining ?

### **? Supermarkets & essentials**

Everything you need is very close to the villa:

- Supermercado Castelo – close convenience supermarket for daily essentials
- Supermercado Oceano – small local supermarket nearby
- Apolónia Supermercados Guia – premium supermarket with international products
- ALDI Guia – budget-friendly option

### **? Bars & relaxation spots**

- Scooby's Pool Bar – nearby pool bar with food, drinks, and swimming
- Several beach bars along Galé and Evaristo, perfect for sunset drinks ?

### ? Points of interest

- Albufeira Marina – boat trips, water activities, and restaurants
- Albufeira Old Town – historic centre with shops, restaurants, and nightlife

## Check-Out

### Check-Out Time

Please vacate the property **until 10:00** .

Check-out must be completed until the indicated time. Late check-outs are not possible.

Please ensure the following at check-out:

- ? Check-out is completed at the agreed time (late departures are not allowed)
- ?? Take all rubbish out and place it in the street bins
- ? Leave the house tidy and in good order
- ? Place the keys back in the key safe
- ? Close all doors
- ? Lock all windows securely

If you have a later flight ??, you can leave your luggage at Scooby's Pool Bar ?. There you can safely store your bags while you enjoy light meals or snacks ?, have a drink ?, and use their swimming pool ???? while you wait. You can also change clothes there before your departure.

Thank you very much for your understanding and cooperation ?

## Property Rules

### Paying Guests Only

#### **Registered Guests Only**

- Only the number of guests included in your booking are permitted on the property. Extra guests, tents, or campervans are not allowed.

#### **No Parties**

- This property has a strict **no parties** policy. Please be mindful and keep gatherings respectful.

### Noise

## **Noise (continued)**

### **Noise & Quiet Hours**

- To ensure a peaceful environment for everyone, **no loud music after 11 PM**. If socializing outdoors, please keep voices low. If noise levels become disruptive, we kindly ask that you move inside to avoid disturbing the neighbors.


## **Rubbish & Recycle**



You can find waste bins near the villa where you can dispose of all types of rubbish ???. The location is as follows —

**Click Here**


Scan QR code to visit



If you are looking for recycling bins ???, they are a bit further away — The location is as follows —

**Click Here**

Scan QR code to visit



We recommend not leaving rubbish or food leftovers exposed ??, as ants ?, cockroaches, and other insects are common in the Algarve during the warmer months ??. If possible, please take the rubbish out daily ?? to help prevent this.

## **[Room Layout](#)**

### **Bedroom Layout**

The bedrooms and bathrooms are distributed as follows:

#### **? Ground floor (upon entering the house)**

- On the right-hand side there is a guest bathroom with a shower ?
- ?? Bedroom en suite with a double bed (1.60m x 2.00m) and a private bathroom with a shower ?

#### **? One level up**

- ?? Bedroom with two single beds (0.90m x 2.00m each) ??
- ?? Bedroom en suite with a double bed (1.40m x 2.00m) and a private bathroom with a bathtub ?

#### **? Top level**

- ?? Bedroom with a double bed (1.60m x 2.00m) and a private bathroom with a shower ?

#### **? Extra Beds**

- ?? Two single sofa beds in the comun areas (0.90m x 2.00m each) ??

## WiFi Details

### [Accessing the WiFi](#)

#### WiFi Login Details



NETWORK ID  
MEO-76FD50

PASSWORD  
d78c47a53d

### [Wifi Troubleshooting](#)

#### Troubleshooting

Please check you are connected to the correct WiFi network . Try different locations in the property, and if it's still not working, please turn on Airplane Mode ?? and turn off your WiFi, then turn it back on and try again.

If the issue persists, please try restarting the router. It is a device like the one shown in the photo and is located under the TV ?. On the back, there is a power button to switch it off. Please wait a few seconds, then turn it back on and wait a few minutes before trying to connect to the WiFi again ??.



## How to use...

### Alarm

#### Alarm on/off

The house has an alarm system that will be turned off upon your arrival ?. To use the alarm, you must use the keypad located at the entrance of the house on the left wall ?.

To activate the alarm, simply press the **ARM** button ?. To deactivate it, enter the code **2404** and press **ENTER** ??.

Whenever you leave the house, you must ensure the alarm is activated and that all doors and windows are locked ??.

**Note:** The alarm must not be used while there are people inside the house ??.


### Electricity

#### Electrical issues

If the electricity goes out in part of the house or throughout the entire property, please check the fuse boxes. The house has two fuse boxes: one located at the entrance and another near the washing machine.

Let's go step by step:

1?? If you find a circuit breaker in the down position that does not stay up when switched on, switch all breakers down first, then turn them back on one by one following the sequence shown in the photos. Start with number 1 and continue in order. After that, you can turn the remaining breakers on without a specific order.




Entrance fuse box



Laundry fuse box

2?? If any breaker does not stay up, there may be a faulty appliance causing a short circuit ???. If you recently plugged something in, unplug it ? and try again. If the issue persists, please contact us.

3?? If there is no electricity and all breakers are already in the up position, open the front door ? and check the electricity meter located on the outside wall. Press the button for about 3 seconds ??, and the power should be restored.



4?? If this resolves the issue, it likely means there was too much electrical load ?. Please try to avoid using too many appliances at the same time.

## [Kitchen Appliances and Others](#)

### User Guides

We have compiled the user manuals for all household appliances and electrical equipment for your reference in case needed ?. They are located in a kitchen cabinet, as shown in the photo.

We kindly ask that after consulting them, you place them back in the same location so they can be available for future guests ?.



## [Entertainment](#)

### TV

? TV & Apps

### **Turning on the TV**

1. Press the Power button on the TV remote.
2. The smart TV may take a few seconds to boot up.

### **Selecting the Input Source**

1. Press the Input or Source button on the remote.
2. Use the arrow keys to scroll and select the correct input:
  - HDMI 1 – For cableTV and Netflix (Then use Meo Remote)
  - Apps – If using a built-in Smart TV

### **Troubleshooting**

#### **Troubleshooting**

- No Signal? Double-check that the TV is set to the correct HDMI input.
- App not working? Try restarting the TV.

For additional issues, check the user guide! ?

## Pool

### Pool Access

#### Sliding windows

Access to the pool from inside the house is through the large sliding windows in the living room.

Before attempting to open these windows, please first unlock the safety pins located in the centre of the frames, as shown in the photo ??.

Once the pins are released, you will be able to open the windows and access the pool area.



### Pool Rules

#### Rules

**Rules (continued)**

HOLIDAY VILLA | ALBUFEIRA  
+  +  
**CRISTINA 17**  
— VILLA —

**POOL RULES**  
**REGRAS DA PISCINA**

**OBRIGATÓRIO / MANDATORY**

 USE THE SHOWER BEFORE USE O CHUVEIRO ANTES	 WATCH YOUR CHILDREN VIGIE AS SUAS CRIANÇAS
--	--

**NOT ALLOWED**  
**NÃO É PERMITIDO**

 NO RUNNING NÃO CORRA	 NO FOOD COMIDA NÃO	 NO DRINKS BEBIDAS NÃO
 NO DIVING NÃO MERGULHE	 NO LOUD NOISE RUIDO ALTO NÃO	 NO LITTERING LIXO NÃO

## Weather

### [Weather Report](#)

### Weather Forecast

#### Weather

Scan QR code to visit




## Contacts

### [Phone Numbers](#)

#### Our Phone Number

You can reach out to us via the booking app you used ? or via WhatsApp ?. To contact us on WhatsApp, simply click the logo below ?

Scan QR code to visit



#### Accident / Emergency



**In an health or other emergency, call one one two (112) and ask for an ambulance, police or fire brigade.**

**Note: The address of the villa is as follows: ?**

**Praceta da Torre Velha, nº 17 - Sesmarias - Albufeira**

**Depending on the type of emergency, please use one of the following contacts:**

**? Emergency Services**

Albufeira Volunteer Fire Brigade.: +351 289 586 333 ?

Traffic Brigade.: +351 289 589 363 ?

National Republican Guard – Police.: +351 289 583 310

National Fire Emergency Number.: 117 ?

Judicial Police (Faro).: +351 289 884 500

Poison Control.: +351 808 250 143 ??

**? Health Services**

Albufeira Health Centre.: +351 289 598 400

Lusiadas Private Hospital Albufeira .: +351 289 892 040

## Book Direct & Save

[Save 5%](#)

### Direct Booking

Save 5% by booking direct, use promo code **VIP** !

### **Book Direct**

Scan QR code to visit



Save 5% by booking direct, use promo code **VIP** !

## Purchase

### [Products](#)

#### **Products**

{{upsell\_products\_all}}

## Book Activities

### [Viator Activities](#)

#### **View Available Activities**

{{activities:22497}}