

## Property Access

### [Check-in](#)

#### Check-In Time

Welcome **there** to Solar on Snowmass **Orange Door**

**Check-in is from 16:00**

**Please Note:** You have booked for **N/A people**, if you have more guests attending, please advise us before checkin to ensure no penalty fees. Breaches of this policy may result in your stay being terminated without refund.


Our check-in and check-out times are set to ensure a smooth transition between guests, as there may be another booking before or after yours. We'll provide you with an access code prior to your arrival so you can check yourself in with ease.

Early check-in may be an option depending on availability. If you're planning to arrive before the standard check-in time, please reach out to us, and we'll see if we can make arrangements, we can only confirm early checkins 48hs prior to your arrival as we will then know if there is a booking the night before your stay; though we can't guarantee it.

Should you get here ahead of schedule, be sure to check out our **MAP** below, where we've put together a list of nearby places to visit and things to do while you wait.


<https://www.youtube.com/watch?v=QgsPIkE5SQ8>

Scan QR code to visit



#### Get Directions

Scan QR code to visit



## Check-Out

### Check-Out Time

Please vacate the property **before** 11:00 as the cleaners will attend shortly after checkout.

Late checkout is unfortunately not available as we will likely have guests checking in the same day between 2-4pm and the cleaners will have a number of properties to clean in the area.

Please see below checkout instructions.

**Please Note:** Late checkout is charged @ \$80 per hour

### Before Checkout

## Cleaning




While a cleaner comes through when you check out, they are there to do the linen, make the beds, vacuum the house, mop the floors, clean the bathrooms, clean the windows and surfaces around the house and kitchen.

The cleaner is not there to do dishes or pots and pans, so please be respectful and leave the property in a tidy manner. If the property is left in a terrible state, a cleaning fee of \$80 per hour will be charged.

**Please put out the rubbish**

Scan QR code to visit



**[Property Rules](#)**

**Paying Guests Only**

### **Registered Guests Only**

- Only the number of (paying) guests included in your booking are permitted on the property. Extra guests, tents, or campervans are not allowed. If additional guests are found to have stayed without prior approval, you will be charged \$100 per person per night or may be asked to leave without refund.

### **No Parties**

- This property has a strict **no parties** policy. Please be mindful and keep gatherings small and respectful.

### **No Pets**

- Pets are not permitted on the property unless we give written approval, a pet fee will apply.

### **Furniture**

- Do not move indoor furniture such as beds or tables etc between rooms. Moving furniture has the risk of damaging walls or floors and our cleaner may not be able to move it back.

Smoking allowed outside only

No more guests, tents or camper vans on the property other than what you have paid for, if it is determined you had more guests than paid for, you will be charged \$100 per night per guest.

A small lap sized dog is acceptable however a pet fee applies. Please contact us regarding pets & note that the property is not fenced.

The house is being shared with the understanding you and your guests will treat it as your own. If you want to play beer pong, no issues, just don't do it on the carpet and don't wreck anything. The house is not designed for parties or stag events, so if you're planning on getting wrecked, please choose another property as we don't want any damage to our home away from home. In saying that, we're not party poopers and have no issues with friends catching up, having drinks, playing music and just treating the house with respect and don't disturb the neighbours later at night.

A video walk through is done before checkin and post checkout.

Any damage or missing items will be recovered from you.

If the house is left in a bad state, you will be charged additional cleaning fees.

Rubbish pickup is Monday morning 8am, any rubbish on other days is to be taken to the dump or taken home with you.

Cameras cover all four corners of the exterior of the property; by booking you are agree to being recorded. In the event of theft, damages or blatant breaking of the rules, footage may be shared with AirBNB, Police, or whom we deem appropriate. The last picture on our listing shows the view of the cameras.

A Minut Noise Sensor operates on the property to ensure noise is kept to an acceptable level after 10:30pm. This is an AirBNB recommended device to ensure the property isn't used for parties and to provide peace of mind to neighbouring properties.

### **Additional Notes**

## **Additional Notes (continued)**

Note: Base fee includes 5 guests, additional guests are \$50 per person per night minimum 2 nights. Only paying guests permitted on the property.

Please note the EV charger is free for guest use. Unfortunately, not all EV cars and chargers are the same, so it is important to note the charger is a Type 2 plug and tethered, though there is also a normal 10A plug available for use outside.

Please note the property has a number of external cameras for the safety and security of the property. One of the cameras does have a view of the spa; again this is for safety and for proof of any damage etc. The last picture on our listing shows a view of the cameras for complete transparency.

A Minut Noise Sensor operates on the property to ensure noise is kept to an acceptable level after 10:30pm. This is an AirBNB recommended device to ensure the property isn't used for parties and to provide peace of mind to neighbouring properties.

## **Noise**

### **Noise & Quiet Hours**

- To ensure a peaceful environment for everyone, **no loud music after 11 PM**. If socializing outdoors, please keep voices low. If noise levels become disruptive, we kindly ask that you move inside to avoid disturbing the neighbors.

## **Parking & EV**

### **Parking**

There is enough space to park 3 cars in the driveway / carport.

An additional 2-3 cars can park in the concreted parking space near the master bedroom off the deck.

Any additional cars need to be parked on the road.

**Please Note:** Please do not park on the grass as we have an electric mower that may get stuck under your car and get damaged. Please do not block the driveway at any point

### **EV Charger**

There is a Type 2 EV charger under the car port you are welcome to use.

Please charge your car during offpeak times these are between


- 12pm - 5pm
- 11pm - 7am



## Room Layout

### Room Layout

- Master Bedroom - King (with en suite)
- Queen Room
- Queen Room
- Bunk Room (bunks + sofa bed)
- Bunk Room (bunks + trundler)



There are two bathrooms, each with a shower and toilet.

### **Walkthrough**

Scan QR code to visit



## What's Included

### [Supplies](#)

#### Supplies Included



Basic items such as Tea, Instant Coffee, Sugar, Salt and Pepper are provided.

We do supply a few items to get you through the first night or two, such as toilet rolls, dishwasher tablets etc; however you are expected to purchase your own supplies as the property is self catered.

### [Linen & Towels](#)

#### Linen & Towels



We provide the following items for your stay

- 2 Tea Towels
- 1 Towel per person
- A bath mat per bathroom
- A hand towel per bathroom
- Pillows + Pillow Cases
- Bottom Sheet + Top Sheet + Duvet
- Spare Blankets



## Virtual Tour

[Walkthrough](#)

**Take a tour of the property**

## Rubbish & Recycle

### Rubbish & Recycling

#### What to do with Rubbish

### Rubbish



Rubbish and recycling is collected every Monday at 8 AM. Please place your bins by the curb the night before or no later than 7 AM on collection day. Before you check out, we kindly ask that all indoor bins be emptied. As the cleaner may not arrive immediately after your departure, this helps keep the space fresh and free from unwanted odors or pests.


All rubbish must be in a Ruapehu District Council **PINK Rubbish Bag** before being put on the curb. We provide 1 bag per stay, additional bags can be purchased from the local New World store.

### Additional Rubbish

If you have additional rubbish, you can take it to the transfer station:

<https://goo.gl/maps/coxiRQwRmXYC5Ce86>

Scan QR code to visit



Website:

<https://www.ruapehudc.govt.nz/our-facilities/transfer-stations/ruapehu-transfer-stations>

Scan QR code to visit



## What to do with Recycling

### Recycling



Recycling (Plastic, Glass, Tin & Cardboard) may go into the small Blue Recycle bin. Please ensure any items are clean and the lids are removed from any bottles or jars.

You can read more about what plastics can be recycled on the

#### RDC Website

Scan QR code to visit




### Additional Recycling

If you have additional recycling, you can take it to the transfer station for free:

**<https://goo.gl/maps/coxiRQwRmXYC5Ce86>**


Scan QR code to visit



Website:

**<https://www.ruapehudc.govt.nz/our-facilities/transfer-stations/ruapehu-transfer-stations>**

Scan QR code to visit



## Accessing the WiFi

### WiFi Details

#### WiFi Login Details



Please use the following details to connect to our complimentary WiFi

**WiFi Name:** MyBnB.nz

**WiFi Password:** carrot01


#### Troubleshooting

Please ensure you have connected to **MyBnB.nz** and entered the password (**carrot01**) on the popup page and ticked "Accept terms and conditions".

If the popup page doesn't come up when you are connected to MyBnB.nz then try going to the website

**http://1.1.1.1**

Scan QR code to visit



(note this is not https) and it will hopefully open the connect page.

There are multiple wifi access points on the property, so if you are having trouble connecting from one side of the house, please try test from the opposite side of the house to see if this resolves the issue.


If you are still having issues, please reach out to us and we will see how we can help.

## How to use...

### Spa Pool

#### Spa pool

### Spa Pool



The combination code for the latches is 00

Spa pool is available for use and should be hot on arrival.


We suggest bringing extra towels if you wish to use it as we only provide one towel per person.

Please **don't allow** people to walk on or lay on the spa cover as this will damage it. Please **do up all the latches** after every use as the **wind can pickup unexpectedly** and blow the cover away and damage it. **The cost to replace the spa cover is around \$750**, so please ensure your guests are aware of the liability.

To use the spa lifter, open all 6 latches/clips and then simply open it as per this 15 second video clip

<https://www.youtube.com/watch?v=kmnqCrCuqt0&t=21s>

Scan QR code to visit



While a professional spa company services the spa twice a week, we ask that you add chemicals after use.

Please add a table spoon of chlorine which can be located in the outside box beside the spa or in the dry room. If the spa is a bit murky, there is Spa Shock above the fridge, add a few table spoons.

A camera does cover the spa pool, this is for both safety and security as pools create a liability and are expensive to maintain.

### BIG NO NOs

We have had instances where guests have damaged the spa cover, and also added bubble bath and Epsom salts

causing damage. Do not add anything to the spa pool other than the chemicals as instructed. If anything other than Chlorine or Spa Shock is added to the spa, a cleaning fee of \$250 will apply, plus any damages such as filter replacements, pump damage etc.

## [Hot Water](#)

### Hot water running cold

## Gas Hot Water

If the hot water runs out and you change the gas cylinder, please advise us so we can order another spare. You can tell if a tank is full vs empty by gently tilting the tank, a full tank will be heavy whereas an empty tank will move easier.

1. Open the valve on the top of the tank of the full bottle.
2. On the Regulator (showing red as per picture below) to face the full tank.



## [Washing Machine / Drier](#)


### Washer / Drier

We have an Electrolux washer / drier combo.

Watch the following quick video on how to use the unit

<https://www.youtube.com/watch?v=ECeKBPzwfL8>

Scan QR code to visit



## **BBQ**

### **BBQ**

## **Gas BBQ**

The Weber BBQ is Gas operated, if the bottle is empty, please swap the bottle at the BP petrol station and take a photo of the receipt. Send a photo of the receipt to us and we will reimburse you.

To use the BBQ:

1. Turn the valve on the gas bottle to Open
2. Turn the two knobs on the bbq on
3. Press the ignition to light the fire
4. Once finished BBQ'ing, please turn both knobs off and remember to Close the gas bottle valve.


## **Common Problems**

If the ignition source is not working, please look to the left of the BBQ for the white ignition prong, it may need adjusting while you continue to attempt the ignition.

If it doesnt seem like gas is coming out, i.e. you cant smell gas and you know there is gas in the bottle and all valves and knobs are turned on, the regulator may have gone into safety mode. Please watch the video below to reset the regulator.

[https://www.youtube.com/watch?v=4u\\_Ez2wJktM](https://www.youtube.com/watch?v=4u_Ez2wJktM)

Scan QR code to visit





## Coffee Machine


### Coffee Machine

A DeLonghi Nespresso coffee machine is on site and you can purchase pods at the local New World.



[https://www.youtube.com/shorts/F\\_biR6m7jjk](https://www.youtube.com/shorts/F_biR6m7jjk)

Scan QR code to visit





## TV & Entertainment

### TV

? TV & Google Chromecast Guide

#### **Turning on the TV**

1. Press the Power button on the TV remote.
2. The smart TV may take a few seconds to boot up.

#### **Selecting the Input Source**

1. Press the Input or Source button on the remote.
2. Use the arrow keys to scroll and select the correct input:
  - HDMI 1 – For standard TV or satellite
  - HDMI 2 (or Chromecast) – For Google Chromecast
  - Apps – If using a built-in Smart TV

#### **Watching Netflix & Other Streaming Apps**

- The TV has built-in apps, press the Home or Smart Hub button and select Netflix, Disney+, or YouTube from the menu.
- If using Chromecast, open the app on your device and cast the content as described above.

### Chromecast

## **Chromecast (continued)**

### **Using Google Chromecast**

1. Make sure the TV is set to the HDMI input where the Chromecast is connected.
2. Open the streaming app (Netflix, YouTube, etc.) on your phone, tablet, or laptop.
3. Tap the Cast icon (?) in the app and select the TV's name from the list.
4. Your content should start playing on the TV!

### Watching Netflix & Other Streaming Apps

- The TV has built-in apps, press the Home or Smart Hub button and select Netflix, Disney+, or YouTube from the menu.
- If using Chromecast, open the app on your device and cast the content as described above.

## **Troubleshooting**

### **Troubleshooting**

- No Signal? Double-check that the TV is set to the correct HDMI input.
- Chromecast not showing? Ensure your device is connected to the WiFi network.
- App not working? Try restarting the TV and your device.

For any issues, feel free to reach out! Enjoy your stay! ?

## **Kitchen Appliances**

### **Stove**


If the stove isn't working, try holding down the LOCK button for 3–5 seconds to disable the safety lock.

If it still doesn't turn on, ensure you've placed a pot or pan on the element—our stove uses induction technology, which requires a compatible metal cookware item to activate.

If neither of these steps resolves the issue, turn the oven off at the main switch located behind it, wait for 10 seconds, and then turn it back on.

<https://www.youtube.com/watch?v=7qD0jwZVyPg>

Scan QR code to visit



## Live Camera


### [Mountain Live Stream](#)

#### Live Stream

Watch a live stream of Mt Ruapehu from our Ohakune property. The camera is situated on the roof of our property and is used by the community to keep an eye on weather conditions & mountain road traffic.

[\*\*https://www.youtube.com/watch?v=GxxT-Cv3r3g\*\*](https://www.youtube.com/watch?v=GxxT-Cv3r3g)

Scan QR code to visit



## Contacts

### Phone Numbers

#### Our Phone Number

After Hours, Please ring +64 28 2556 8329 option 1 for Barry, option 2 for Rebekah, Try option 1 in the first instance, then option 2 if unable to get Barry

Or contact

- **Barry** on +64 27 4909-712
- **Rebekah** on +64 21 211-9421

#### Accident / Emergency / Medical

- 
- **Fire:** 111
  - **Police**
  - **Ambulance**

For non urgent police queries (i.e. reporting something after the fact) please dial 105

### Hospital

The closest hospital to Ohakune is Whanganui Hospital, located at 100 Heads Road, Gonville, Whanganui. It operates a 24-hour emergency department, providing continuous care for critical or life-threatening emergencies.

For non-emergency medical needs, Whanganui Accident and Medical (WAM) is available from 8:00 am to 8:00 pm daily, including public holidays. WAM is co-located with the hospital's emergency department, offering urgent and after-hours healthcare services.

### Medical

In Ohakune, primary healthcare services are provided by Ruapehu Health Ltd, a general practice covering Raetihi, Ohakune, National Park, and surrounding areas. ?

For critical emergencies, it's advisable to contact emergency services by dialing 111.?

Weather

[Weather](#)

Weather

Weather

Scan QR code to visit



## Book Activities

### [Viator Activities](#)

**[View Available Activities](#)**

### Activities

Scan QR code to visit





## Book Direct & Save


[Save 10%](#)

### Direct Booking

You can save 10% by booking directly via our website available at

[\*\*https://www.mybnb.nz\*\*](https://www.mybnb.nz)

Scan QR code to visit



## Booking Options

### **Book Direct**

Scan QR code to visit



### **Book with Airbnb**

Scan QR code to visit



### **Book with Booking.com**

Scan QR code to visit



### **Book with VRBO**

Scan QR code to visit



You can save 10% by booking directly via our website available at



Purchase

[Purchase Items](#)

Products

{{upsell\_products\_all}}