

Welcome

[Welcome](#)

Welcome to Orlando Short Rental



We're so excited to have you here and can't wait for you to create amazing memories during your stay in Orlando.

Since 2015, we've been dedicated to making our guests feel right at home, providing cozy, well-equipped spaces with that extra touch of care in every detail.

Inside this Guest Book, you'll find everything you need — from house info to our favorite local tips, restaurants, and attractions. Explore Orlando like a true local!


And remember, if you need anything, we're just a message away.

? Relax, have fun, and make unforgettable memories!

When you're ready for your next trip, we'd love to host you again. For the best rates and exclusive perks, book directly at:

www.OrlandoShortRental.com

Scan QR code to visit



Etienne & Gustavo

Before You Leave Home

[Drive Direction](#)

Location

ADDRESS

6165 Carrier Dr Apt. 1202 - Orlando

Florida - Zip Code 32819

DRIVING FROM MCO

Here's a simple driving route from Orlando International Airport (MCO) to 6165 Carrier Dr, Orlando, FL:

Exit the airport: Follow the signs for FL-528 West (Bee Line Expressway).

Take FL-528 West: Merge onto FL-528 West toward International Drive.

Drive approximately 10 miles.

Exit for Universal Blvd/International Dr: Take Exit 2 for Universal Blvd. Stay to the left at the fork to head toward Universal Blvd.

Continue on Universal Blvd: Turn right onto Carrier Dr (after about 2.5 miles on Universal Blvd).

Arrive: The address 6165 Carrier Dr will be on your right.

The trip should take about 20 to 25 minutes, depending on traffic. ?

DRIVING IN THE USA

Seatbelts must be worn by the driver and all passengers. Children under 5 must use a child restraint seat, available from your car hire company.

Traffic Lights are usually suspended on wires above the road. In Florida it is legal to turn right on the red light but caution is required. Stop and give way to any cars or pedestrians and then, if the road is clear proceed to make the right turn. At some junctions this procedure is not allowed and there will be a sign which reads NO RIGHT TURN ON RED. When turning left at traffic lights without a left filter signal, be extremely cautious and watch for oncoming traffic.

Stop Signs require you to come to a complete stop. If clear, start again but remember that at 3- and 4-way crossings, cars are to proceed in the order that they arrived at the stop sign.

School Buses are yellow and if you see one loading or unloading school children (it will have red flashing lights and red extended side flags) on a highway that is not divided by barrier, the traffic in both directions MUST stop.

Headlamps must be switched on in rain, fog and at dusk.

Alcohol must never be carried inside the car, only in the trunk (boot).

Toll Booths are on some major routes. Do not use the left-hand lane as this is only for vehicles with prepaid electronic passes. Should you find yourself inadvertently going through an E-PASS lane, do not stop, continue driving through to avoid causing an accident.

Lane Discipline is less regimented than in Europe and you can be overtaken on either side.

IN CASE OF AN ACCIDENT call the police to the scene and do not move vehicles unless they are causing an obstruction. Report any accidents to your car hire company as soon as possible.

[What We Provide](#)

Supplies (Self-Concierge) & Bedding

Our property operates under a **self-concierge system**, meaning guests are responsible for purchasing any additional supplies needed during their stay.

You'll find excellent supermarkets nearby, such as **Publix**, **Whole Foods**, and **Walmart**, where you can stock up on groceries and essentials.

? COMPLIMENTARY STARTER KIT

To make your arrival more comfortable, we provide a **starter supply** that includes:

- **2 rolls of toilet paper** per bathroom
- **2 travel-size soaps** per bathroom
- **2 travel-size shampoos** per bathroom
- **2 washcloths** per bathroom
- **4 trash bags** (13-gallon size)
- **1 paper towel roll** (kitchen)
- **2 dishwasher pods**
- **2 bath washcloths**
- **1 kitchen towel**

?? TOWELS & LINENS

- Each guest receives a set of **white bath and hand towels** (based on the home's capacity).
- All beds come with **fresh linens**.
- Laundry facilities are available if you wish to refresh towels or linens during your stay.

?? POOL TOWELS

We provide **separate towels for pool use**. Please remember to bring them back from the pool area, and avoid using white bath towels at the pool.

Damaged or stained towels and bed linens will be charged for replacement.

? EXTRA SUPPLIES UPON REQUEST

If requested in advance, our cleaning service may be consulted regarding the possibility of providing additional supplies. A service fee will apply, which includes both the extra materials and the delivery service.

? **Please note:** Damaged or stained towels and bed linens will be charged for replacement.

Price (US\$)

White bath towel - \$ 12.00

White hand towel - \$ 6.00

Bath matt - \$ 8.00

Pool towel - \$ 20.00

King fitted or flat sheet - \$ 18.00

Queen/Full fitted or flat sheet - \$ 16.00

Twin fitted or flat sheet - \$ 13.00

Pillow sheet - \$ 8.00

[Packages Delivery](#)

Deliveries Of Packages – Rules Of The Resort

For **security reasons**, the **HOA (Homeowners Association)** does **not allow direct deliveries** (Amazon, FedEx, UPS, USPS, etc.) to individual apartments.

Instead, all packages are **received and managed** by the **Resort's Central Office**. Guests must **personally pick up** their deliveries from there.

? HANDLING FEE

The HOA charges a **\$5.00 per package** handling/holding fee for this service.

? Important Note:

Fees and policies are subject to change. We **highly recommend** confirming the current rate with the **front desk** before making a purchase.

Property Information

[Guest Registration](#)

Guest Registration

? GUEST REGISTRATION

To ensure a smooth check-in, the **Group Leader (must be 21+ years old)** is required to provide a **complete list of all guests staying in the unit before arrival**.

This information is **mandatory by Florida State Law** and must be submitted in advance.

? **If you haven't sent it yet**, please email the guest list as soon as possible to:

?? reservation@orlandoshortrental.com

[Check-in Information](#)

Check-In Time

? **Check-in Time:** Anytime **after 4 PM** (no time restrictions).

As this is a **self-check-in**, we will not be there to greet you in person. Please ensure you have **all the necessary details** before your arrival:

? **Property Address**

? **Building Access Code**

? **Apartment Door Code**

? **Where to find this information?**

All check-in details will be sent **5 days before your arrival** via email or the booking platform you used. Please check your inbox before leaving home.



Early Checkin - Policy

? **Early check-in is subject to approval and may incur an additional fee.**

? Requests will only be confirmed **2 days before arrival**, depending
on availability.

? Early check-in **may be complimentary or subject to a fee**, so please ensure you receive confirmation beforehand.

? **Important:**

Early check-in is only possible **if there is no guest checking out on the same day.**

For any special requests, feel free to reach out! ?

Keys & Access

Key Code

BUILDING ACCESS

? Use the following access code on the keypad to enter the building:

2585#

? This code also grants access to the indoor pool area.

? If you experience any entry issues, please contact us immediately.

APARTMENT ACCESS

Each apartment has an electronic lock.

? You will receive a private access code for the apartment door 5 days before your checkin.

? This code is sent only to the primary guest responsible for the reservation.

? It is the primary guest's responsibility to share the code with other group members.

Wi-Fi

Wi-Fi

Wi-Fi (continued)

The Enclave Complex offers high-speed internet for guests.

? Network: **Enclave - Guest**

? Password: **Welcome1**

? Important Notice: Please be aware of U.S. regulations regarding internet access. Guests are responsible for their browsing activity. By using the "Enclave - Guest" Wi-Fi, you agree to the terms of use set by the HOA (Homeowners Association).

We strongly recommend reviewing these terms before connecting.

TERMS OF USE

Welcome to The Enclave Suites Guest Wi-Fi Terms and Conditions. By using our guest Wi-Fi, you agree to the following terms and conditions:

1. **Acceptable Use:** The guest Wi-Fi is provided for your convenience and enjoyment. Please use it responsibly and refrain from any illegal, malicious, or disruptive activities.
2. **Limited Bandwidth:** Our Wi-Fi is shared among all guests, so please refrain from excessive data usage that could impact the experience of others.
3. **Security:** While we take measures to ensure the security of our network, it is your responsibility to protect your device from viruses, malware, and unauthorized access.
4. **Privacy:** We do not actively monitor your online activities, but we cannot guarantee the privacy of your online communications. Please avoid sharing sensitive or personal information over the network.
5. **Content Restrictions:** Accessing explicit, offensive, or inappropriate content is strictly prohibited. Violation of this rule may result in immediate termination of your Wi-Fi access.
6. **No Warranty:** We do not provide any warranties or guarantees for the Wi-Fi service, including its availability, speed, or reliability.
7. **Disclaimer:** The Enclave Suites is not responsible for any damages, loss of data, or any other liabilities that may arise from the use of our guest Wi-Fi.
8. **User Responsibility:** You are responsible for any legal consequences that may arise from your use of the guest Wi-Fi. Please use it in accordance with all applicable laws and regulations.
9. **Changes:** The Enclave Suites reserves the right to change or modify these terms and conditions at any time without prior notice.
10. **Consent:** By clicking "Accept" or using our guest Wi-Fi, you acknowledge that you have read and agree to abide by these terms and conditions. If you do not agree with these terms and conditions, please disconnect from the guest Wi-Fi.

Parking

Parking

Parking (continued)

Guests may park the following vehicles in designated areas:

? Passenger cars, mini-trucks, vans, motorcycles, and golf carts (for personal use).

? The following vehicles are NOT allowed for overnight parking:

? Commercial or business vehicles

? Trucks, campers, motorhomes

? Trailers, boats, or boat trailers

If you have any questions about parking, please contact us before your arrival.

[Check-Out Information](#)

Check-Out Time

? Check-Out Time: 10:00 AM (Sharp!)

Timely check-out is **essential** to allow our cleaning team to prepare the home for the next guests.

? HELP US

If possible, please **inform us of your expected check-out time** to assist in scheduling our cleaning staff. Cleaning may take up to **six hours**, following **CDC guidelines**.

? BEFORE YOU LEAVE, PLEASE:

- ? **Take all personal belongings** (double-check outlets, chargers, drawers, and cabinets).
- ? **Dispose of all trash** in the **trash room on the 2nd floor**.
- ? **Load all dirty dishes and silverware** into the dishwasher.
- ? **Leave bedspreads, blankets, and pillows on the bed** (no need to make the beds).
- ? **Turn off all lights**
- ? **Close all windows, balcony and front door securely**.

? HELP US KEEP THIS HOME BEAUTIFUL

We appreciate your **care and respect** for our home. To help us keep rental rates low:

- ?? **Set the thermostat to a moderate temperature**.
- ? **Avoid leaving the balcony or refrigerator doors open**.

?? ACCIDENTS HAPPEN – PLEASE INFORM US!

If you spill, soil, tear, or break something, please **let us know immediately**. We'll work quickly to resolve any issues.

- ? **Unreported damages or breakages may result in charges to your security deposit**.
- ? **Thank you for staying with us! We hope to welcome you again soon. Safe travels!**

Baggage Storage Option


? BAGGAGE STORAGE OPTIONS

Unfortunately, we do not offer on-site baggage storage. However, here are some convenient options nearby:

- ? **Bounce Luggage Storage (**

<https://bounce.com/>

Scan QR code to visit



)
Bounce partners with local businesses to provide secure luggage storage at various locations around the city. Check their website for the nearest option and availability.

? **The UPS Store – International Drive Storage Spot** (A **Bounce** partner location)

Located near Sand Lake Road and International Drive, this UPS Store is an official **Bounce** partner, offering secure short-term and long-term baggage storage. You can book in advance through the **Bounce** website or app for a seamless experience.

These options allow you to explore the city freely before check-in or after check-out without worrying about your luggage.

Checkout Policy

? **CHECK-OUT POLICY**

It is very important that you check out on time. Properly cleaning and preparing this apartment for the next guest can take up to six hours, and the next check-in may occur any time after 4 PM.

We may accommodate late check-out requests, but they must be requested in advance and formally approved. Approval is subject to availability and potential scheduling conflicts. If granted, late check-out will incur a fee, and a payment request will be sent, which must be accepted and paid immediately.

? **LATE CHECKOUT FEES**

- **1st to 4th hour:** 10% of the daily rate per hour or fraction (+ taxes)
- **5th hour or more:** Full daily rate (+ taxes)

If a guest delays check-out without prior authorization from the owner, the above fees will be **doubled**, in addition to the owner's right to request immediate departure.

We appreciate your cooperation in respecting these policies, as they allow us to properly clean and prepare the home for the next guests.

? Thank you for your understanding and for treating our home with care!

Property Rules

House Rules

House Rules (continued)

? NO SMOKING – STRICT POLICY

Smoking of **any kind** is **strictly prohibited** in the apartment, on the balcony, and anywhere inside the building. This includes:

- ? Cigarettes
- ? Cigars
- ? Pipes
- ? Vapes / E-cigarettes
- ? Marijuana or any other substances

? **Penalty for Smoking Violation:** A **\$200 fine** will be charged **automatically** for any violation. Additionally, we **reserve the right to terminate the rental agreement immediately** if smoking is detected, requiring all guests to vacate the property.

? PET POLICY

The Enclave Hotel & Suites is **NOT pet-friendly**. However, **certified service animals** are allowed.

? **Requirements for Service Animals:**

- **A valid certification must be sent to the owners prior to check-in.**
- Documentation **may be requested** at the front desk during your checkin.

?? **Unauthorized Pets:**

Bringing a pet without proper authorization will result in a \$200 penalty per pet. Additionally, guests may be required to **remove the pet immediately** or, in case of refusal, **vacate the property without a refund.**

? NO PARTIES OR GATHERINGS

- Parties, loud music, and disruptive gatherings are strictly prohibited at all times. Any complaints regarding noise or violations of this rule will result in immediate eviction without refund. Please help us maintain a peaceful and enjoyable environment for all.

? AGE REQUIREMENT

- The **responsible renter** (Group Leader) **must be at least 21 years old** and is **fully accountable** for all members of the group.
- We may request **photo ID verification** before or during check-in.

? QUIET HOURS – RESPECT THE COMMUNITY

- Quiet hours are from **10:00 PM to 8:00 AM**. Please keep noise levels to a minimum during these hours to respect other residents.
- Repeated noise complaints may result in **early termination of your stay without a refund.**

? ADDITIONAL IMPORTANT RULES

? **Maximum occupancy must be respected** – no additional guests beyond the booking.

? **Unauthorized commercial use** (photo shoots, filming, etc.) is not allowed without prior written approval.

We appreciate your understanding and cooperation in keeping our home a safe, clean, and pleasant space for everyone! ?

Contacts

Phone Numbers

Our Phone Number

CONTACT INFORMATION

Should you experience any issues or need assistance with the accommodation you can contact us.

Gustavo: +1 (407) 965-9646

Etienne: +1 (407) 965-9798

The complex as a whole is managed by HOA and phone number is (407) 351-1155

**** All non-emergency visits will incur a US\$ 75 call out fee payable upon arrival ****

EMERGENCY

Dial **911** from any telephone.

Accident / Emergency

In case of emergency, contact:

- **Fire Department**
- **Police**
- **Ambulance**

Dial 911 immediately.

Please don't hesitate to call if you need immediate assistance. Your safety is our priority!


Orlando Health Dr. P. Phillips Hospital

9400 Turkey Lake Rd, Orlando, FL 32819

+1(407) 351-8500

<https://www.orlandohealth.com/facilities/dr-p-phillips-hospital>

Scan QR code to visit



East Sand Lake (Carespot)

7751 Kingspointe Parkway, Suite 114

Orlando, FL 32819

407-581-9672 Directions

Location Hours

Monday - Friday 7 am to 7 pm

Saturday - Sunday 8 am to 7 pm

IN CASE OF FIRE

There is one fire extinguisher in the Condo located inside the kitchen/cabinet. Use the fire extinguisher provided. Please always remember never to use water on a grease or electrical fire. Do have a pot lid around when cooking in case you have to smother a grease fire. If there is a major fire, get out of the house fast and **call 911**.

HEALTH AND SAFETY HINTS

Like people, insects just love the Floridian Climate! Ants and Palmetto bugs (which look like Cockroaches but not nearly as unsanitary) are the most common critters to be found trying to share your vacation home with you!!

As they are attracted to food, please avoid leaving open packages of items such as chocolate, jam, honey etc.

Outside, watch where you standing since ants can cause nasty bites. If you are walking in wooded areas or wetlands, make sure you cover your arms and legs and wear insect repellent. Near ponds, lakes and other watery areas, be aware that there could be a snake, gator or crocodile out there somewhere. Do not leave children unattended in grassy areas.

To be bitten by a snake in Florida is a rare occurrence, however, should it happen as with any emergency **DIAL 911 IMMEDIATELY**. It is imperative that the person bitten is taken to hospital at once.

Book Direct & Save

[Come to Visit Us Again](#)


We'd love to welcome you back!

For your next visit to Orlando, book directly with us through our website and enjoy the best rates, personalized service, and exclusive returning guest perks.

? Keep our site handy and feel free to reach out with your future dates — we'll be happy to find the perfect home for your next stay!

Thank you for choosing us, and we can't wait to host you again soon!

Scan QR code to visit



Site Facilities

[Trash & Recycling Room](#)

Trash & Recycling Room

The “Trash and Recycling Room” is located on the 2nd floor of each building, to the right at the beginning of the hallway. Check the sign on the door.

Please ensure you dispose of your trash regularly and avoid leaving it inside the apartment. This helps us keep the resort clean and free of bad odors, pests, and insects. ??

For everyone's comfort, it is not permitted to leave trash bags or recyclable materials outside the apartment or in the hallway. Thank you for your cooperation! ?

[Laundry](#)

Laundry Machines

There are two laundry rooms, located on the 3rd and 4th floors at the rear of each building. Each room is equipped with two washers and two dryers. They are available daily from 8 AM to 10 PM.

This service is provided by a third-party company contracted by the HOA. Payment is required per cycle and can be made using a credit or debit card. Please remember to bring your own detergent. ?

If you experience any issues, you'll find the provider's contact number inside the laundry room for assistance. ?

ATTENTION!

Don't wash white towels and

1colored clothes on the same cycle.

Damaged or missing towels

will be charged

Price (US\$)

White bath towel - \$ 12.00

White hand towel - \$ 6.00

Bath matt - \$ 8.00

Pool towel - \$ 20.00

King fitted or flat sheet - \$ 18.00

Queen/Full fitted or flat sheet - \$ 16.00

Twin fitted or flat sheet - \$ 13.00

[Ice & Vendor Machine](#)

Vendor Machine, Ice & Restaurant

?? VENDING ROOM & ICE MACHINE

The Vending Room is located on the **5th floor** and features an **ice maker** and a **soft drink machine**. Feel free to use these amenities whenever you need!

??? RESTAURANT

The hotel offers **breakfast daily** from **7 AM to 11 AM** and **lunch from 11 AM to 2 PM**. These services are available for an additional cost and must be paid directly at the restaurant. Enjoy your meal! ?

[Pool](#)

Pool Rules

POOL RULES AND REGULATIONS (CLUB HOUSE) ?????

This resort features two outdoor pools (one heated) and a heated

covered pool with a bathtub. The outdoor pools are open from sunrise to sunset and cannot be used at night. While the HOA has their own set of rules, please pay special attention to the following key guidelines to ensure everyone's safety and enjoyment:

? NO DIVING INTO THE POOL!!

???? NO RUNNING AROUND THE DECK!!

? Supervision is required for all children and non-swimmers at all times. A responsible adult swimmer must always be present to ensure safety. **STAY ALERT!**

?? Never swim with the pool cover partially in place, as it can cause you to become trapped underneath. Always remove the cover completely before entering the pool.

? No glassware in the pool or on the pool deck.

? If you need to use the bathroom, please leave the pool area.

? Do not bring soap or shampoo into the pool. These products harm the water quality and could result in a complete system shutdown until it can be cleaned. Similarly, do not enter the pool with suntan oil, as this also affects the water quality.

? After swimming, please dry off completely before re-entering the condo.

? There are 4 specific towels provided for pool use. Please remember to bring them back to the condo after use.

Thank you for following these rules and helping keep our pool area safe and clean! ?

How to use...

How to use....

Stove / Cooktop

COOKTOP (UNITS 1202/1407/1509/1804)

There is an electric Cooktop with a kid Safety Lock.


To start using it you will need to UNLOCK. Press the lock bottom for 3 seconds to unlock.

After unlocking, touch on/off switch, and you will be able to set the desired temperature.

After using, please keep the cooktop LOCKED.

<https://www.youtube.com/watch?v=7qD0jwZVyPg>

Scan QR code to visit



COOKTOP (INDUCTION STOVE) (UNITS 2205 /2903)

Induction stove is a safe way to heat and cook.

It heats faster than normal reaching the same temperature of others stoves.

It only works after positioning the proper pans.

Step 1: Touch “key” switch for 3 seconds to unlock (Same procedure to lock)

Step 2: Press “I” to switch on the stove

Step 3: Choose the position to cook (on “top” or “bottom”)

Step 5: Choose the temperature to cook. From “0” (Lower) to “9” (Higher)

Air Conditioning

The air conditioning system is automatic. The fan switch should be set AUTO, the temperature to COOL and the thermostat lever positioned with its center at the desired temperature, usually between 68° and 78° F.

Under any circumstance, please do not turn the thermostat below 65° F. This can result in the A/C freezing which will cause it to malfunction.

If in the Winter the heating is at any time required, move the temperature switch to HEAT and choose the desired temperature, usually somewhere near 70° / 72° F.

For the Air Conditioning to function properly, it is imperative that all of the windows and doors are closed.

Avoid to change the air conditioning configuration or reset the machine control.

REMARK – Maintenance procedures of AC system

ENCLAVE's AC system utilizes a central water system located on the roof. From time to time, HOA needs to perform maintenance of the system. They typically give 48 hour notice and we will notify you of this. Normally, to do its job, the HOA needs to turn off the water and air conditioning systems from 10 a.m. to 4 p.m.?

In the event that AC demonstrates insufficient performance after the water system maintenance, it may be necessary to reset the apartment's machine. In that case, we will provide instructions about the procedure.

General Appliances

DISHWASHER

Please do not overload dishwasher machines. Every dish has its specific position for washing. You do not need to force positioning all dishes as may damage the internal support.

Be careful with forks and knives blocking the move of internal rollers.

Only use automatic dishwashing powder in the dishwasher – **Never use household washing liquids.**

Please ensure that cutlery does not rest in the base of the dishwasher as it could severely damage.

COFFEE MACHINE

The coffee machine is very simple to operate. 5 (five) steps only:

1. Open the top.
2. Insert water as you need.
3. Insert filter
4. Insert coffee
5. Press the power button ON. That's it.

Wait BEEP that will sound when the coffee is ready. You can switch it off pressing the same plug or it will automatically switch off after one hour.

ATTENTION! Take care with the coffee bottle of glass when cleaning and/or moving it.

MICROWAVE

There is a microwave in the kitchen. Please only use with microwave safe food and crockery. NEVER use metal in microwave.

REFRIGERATOR

This is set at the maximum efficiency setting so please do not adjust the switch.

The fridge has no automatic icemaker.

WASTE DISPOSAL UNIT

If using the waste disposal unit in the sink, please run the tap water throughout the operation. The powder switch is under the sink.

Please do not clog the unit by putting into items such as banana skins, onion skin, cigarette ends, tea bags, celery, bones or anything made of glass or metal.

Please not operate the waste disposal unit for longer than 20 seconds at a time.

NEVER PUT YOUR FINGERS OR ANY OTHER HARD MATERIAL INSIDE WASTE DISPOSAL UNIT

If an item needs to be retrieved from inside the unit, switch it off first. If after clearing a blockage the unit does not operate, try pressing the red reset button on the underside of the disposal cylinder underneath the sink.

Cable TV & Streaming

? TV & STREAMMING

The TV is provided by the hotel, and guests can log in to their own streaming apps.

? Any purchase of channels, shows, movies, or other programs must be made using your personal account and credit card. Any unauthorized charges may be billed accordingly.

Clubhouse

[Clubhouse](#)

Clubhouse







Tips & Troubleshooting

[Local Tips](#)

Local Tips

?? **RESTAURANTS**

The complex is located in a prime area with numerous restaurant options nearby, offering a variety of cuisines to suit different tastes. Many of these restaurants are within walking distance, making it easy to enjoy a meal without needing transportation.

? **TIPPING**

In the U.S., tipping is a standard practice, as many service workers rely on tips as part of their wages. Some restaurants automatically include a gratuity in the bill, while others leave it up to the customer. Always check your receipt—if you see "service charge," "gratuity included," or "tips included," there is no need to leave an additional tip.

? **Tipping Guidelines:**

? Waiters/Waitresses: **15% – 22%**

? Taxi Drivers: **10%**

? Valet Parking Attendants: **10%**

? **TRANSPORTATION**

The International Drive area, where the apartment is located, offers various transportation options to theme parks and other key attractions, including Universal Studios and the Orange County Convention Center (OCCC).


? Public Transportation – LYNX Bus

Orlando's public bus system, **LYNX**, provides affordable transport across the city. You can plan routes, check schedules, and view fares at:

?

LYNX Website

Scan QR code to visit



?

LYNX Routes & Schedules

Scan QR code to visit




? I-RIDE Trolley Service

A great option for getting around International Drive is the **I-RIDE Trolley**, a green bus that runs along this busy tourist corridor.

?

I-RIDE Trolley Info


Scan QR code to visit



??

I-RIDE Trolley Video

Scan QR code to visit



? SHUTTLE SERVICE TO THEME PARKS & OTHER DESTINATIONS

A third-party company, **Fabulous Buses**, provides shuttle services to theme parks and other destinations. This service is **not affiliated** with us, but is available for all guests.

? **Fabulous Buses Contact:**

? 5495 South Orange Blossom Trail, Orlando, FL 32839

? +1 (407) 885-1252

? info@fabulousbuses.com

? Reservations can be made online up to **one week in advance**. Simply scan the provided QR code or visit their website to book.

? Please read the **terms and conditions** carefully before booking, as we have no direct relationship with this service provider.

Troubleshooting

Troubleshooting

IN CASE OF FIRE

There is one fire extinguisher in the Condo located inside the kitchen/cabinet. Use the fire extinguisher provided. Please always remember never to use water on a grease or electrical fire. Do have a pot lid around when cooking in case you have to smother a grease fire. If there is a major fire, get out of the house fast and call **911**.

HEALTH AND SAFETY HINTS

Like people, insects just love the Floridian Climate! Ants and Palmetto bugs (which look like Cockroaches but not nearly as unsanitary) are the most common critters to be found trying to share your vacation home with you!!

As they are attracted to food, please avoid leaving open packages of items such as chocolate, jam, honey etc.

Outside, watch where you standing since ants can cause nasty bites. If you are walking in wooded areas or wetlands, make sure you cover your arms and legs and wear insect repellent. Near ponds, lakes and other watery areas, be aware that there could be a snake out there somewhere. Do not leave children unattended in grassy areas.

To be bitten by a snake in Florida is a rare occurrence, however, should it happen as with any emergency DIAL 911 IMMEDIATELY. It is imperative that the person bitten is taken to hospital at once.

MAINTENANCE

Once we have become aware of something requiring attention, we will endeavor to have the work completed within 24 hours. When an outside contractor is required for more specialized work, we occasionally have to wait longer.

If the problem occurs over the weekend, repairs may have to wait until Monday. Of course, we tend to emergency repair immediately.

Replacement light bulbs are our responsibility, kindly contact us if you see that a bulb needs replacing.

PLUMBING

Toilets are only designed to accept human waste and toilet tissue. Other items such as disposable diapers, sanitary products, cotton buds and similar objects will block the waste pipes which (if you cannot clear the problem with a plunger) can result in a plumber having to be called at your expense.

If water does not stop running through the toilet please kindly advise us immediately.

Book Activities

[Viator Activities](#)

[View Available Activities](#)

Activities

Scan QR code to visit

