

## Property Rules

### [Property Rules](#)

#### **Quick Reference**

#### **? Welcome to Heron's Nest on Chute Pond! ?**

We're so glad you're here! To make your stay smooth and stress-free, here are the key things to know:

---

##### **? Check-In – 4:00 PM**

Your custom WiFi lock code will arrive before your stay—it's good the whole time. In case of emergency, a backup key is in the lockbox (just text us if you need it).

##### **? Check-Out – 10:00 AM**

Before heading out, place all trash & recycling in the roadside bins and press the **lock icon** on the door keypad.

##### **? WiFi**

- Network: **Hérons Nest**
- Password: **ChutePond23!**

##### **? Fire Pit Fun**

Please enjoy fires only in the **designated pit**. Use one firestarter (under the sink) per fire, and check the fire danger map before lighting up. We try to keep wood stocked, but feel free to bring extra just in case.

##### **? No Fireworks or Indoor Smoking**

Thank you for helping us keep the cottage safe and fresh.

##### **? TV & Streaming**

The Roku TV is ready! Just log in with your own streaming accounts and don't forget to log out before you leave.

##### **?? Safety Note**

The **deck and dock can be slippery when wet**—please use caution.

##### **? Pets Welcome**

We love dogs! Kindly keep them off furniture, or use the extra sheets (above the laundry area) if needed. Food/water bowls and waste bags are under the kitchen sink.

##### **? Address**

12824 W Shore Dr, Mountain, WI

##### **? In Case of Emergency**

- Call **911** first.
- For anything else, text or call Amber at ? **414-405-2232**.

##### **? Quick Kitchen Reminder**

Utensils are provided for your convenience. Please wash and sanitize before use—bleach can be found in the

upstairs bath cabinet.

---

? Now, relax on the decks, watch for the herons ?, and soak in the beauty of **Chute Pond**. We're just a message away if you need anything ?

Warmly,

**Tim & Amber**

### **Paying Guests Only**

#### **?? Registered Guests Only ?**

For everyone's comfort and safety, only the **guests listed on your booking** are allowed on the property. ? No extra guests, tents, or campervans. If unapproved guests are found to have stayed, their stay will be charged plus a **\$200 recovery fee**.

#### **?? No Parties**

This home has a **strict no-party policy**. Please keep gatherings small, respectful, and neighbor-friendly. ?

### **Pet Policy**

? **\*\*Pet Policy: Because Furry Friends Deserve Vacations Too!\*\***

Got a four-legged sidekick? We love 'em!

But let's keep things classy:

? No pets on the furniture (yes, they'll try—stay strong)

? Must be crated when left alone (unless they've mastered doing the dishes)

? Clean up after them—inside & out (your future self will thank you)

? \$125 pet fee for one pet per stay (multiple pets? Let's chat!)

? Following the pet policy = no surprises at checkout!


### **Fire Pit, Fireworks, & Smoking**

#### **? Fire Pit Fun & Safety**

There's nothing better than ending the day gathered around a cozy fire under the stars! Fires are welcome, but **only in the designated fire pit**. Before starting one, please take a quick peek at the local **fire danger map** to make sure conditions are safe.

Check Here --&gt; Click Oconto County On Map

Scan QR code to visit



or **Call 1-888-WIS-BURN (1-888-947-2876)**

We provide **firestarters under the kitchen sink**—please use just one per fire to keep things easy and controlled. We do our best to keep a small supply of firewood on hand, but feel free to bring your own just in case. Remember to always keep fires at a manageable size and never leave them unattended. ??

### ? No Fireworks or Smoking Indoors

To keep our cottage safe, fresh, and comfortable for everyone, we kindly ask that you **skip fireworks and indoor smoking**. Not only can sparks and smoke create safety issues, but they also affect the cozy, clean vibe we work hard to maintain.

Thank you for being such thoughtful guests and helping us keep this space enjoyable for all who visit. ??

## Noise

### ?? Noise & Quiet Hours ??

We want everyone to enjoy a **peaceful stay**, so here are a few simple guidelines:

? No loud music after **11 PM** ?

? If you're hanging out outdoors, please keep voices low so neighbors can rest easy.

? If things get a bit too lively, we kindly ask that you move the fun **inside**.

Thanks for helping us keep the vibes relaxed and neighbor-friendly! ?

## Rubbish & Recycle

### ??? Garbage & Recycling Made Easy

We kindly ask that all guests bring garbage to the **dumpster by the garage**.

- **Dumpster Key:** You'll find it in the drawer above the kitchen trash can. Please return it after use—lost keys are costly to replace.
- **Lock Up:** Always lock the dumpster after each use. While we love our neighbors, when it's left unlocked, it tends to get extra "visitors."
- **Recycling Bonus:** If you have a bag of **aluminum cans only**, feel free to leave it on the side of the garage. We'll happily recycle them for you—just make sure nothing else is mixed in.

? Thanks for helping us keep everything clean and fresh!

## **Parking**

### **?? Parking Made Simple**

Guests are welcome to use the **entire driveway** for parking. If needed, you may also park on the **lawn near the dumpster**—just please drive with care.

#### **?? Important Notes:**

- **Restricted Areas:** Other lawn areas are strictly off-limits, as they house the property's **well and septic systems**.
- **Damage Fees:** Parking on the well or septic system areas will result in a **\$500 fee per incident**.
- **Lawn Care:** If you choose to park on the lawn, please do so respectfully—any excessive damage may result in additional charges.

## Hot Tub

### [Hot Tub Rules](#)

#### **Important Rules**

## **?? Hot Tub Guidelines – Soak Safely & Relax ??**

To make sure everyone enjoys the hot tub safely and the equipment stays in top shape, please follow these simple guidelines:

---

### **? Shower First**

Rinse off before entering to keep the water clean and protect the tub's filters.

### **? Max Occupancy**

Only **6 guests** at a time. Overcrowding can reduce comfort and strain the system.

### **? Chemical Additive**

Inside the steps, you'll find **Spa Protector by Pool Day**. Add one full scoop a few minutes before use to keep the water fresh for you and future guests.

**? Rubber Duck Alert:** The floating duck contains the chemicals—please **leave it in the tub at all times**.

### **?? Temperature Limit**

The tub is preset to **98 °F**. You can raise it up to **104 °F** before use—give the tub a few hours to reach your desired temperature. Before leaving, **return it to 98 °F** and make sure the cover is fully on.

### **? No Glass, Food, or Drinks in Tub**

Use only plastic or non-breakable containers. Broken glass or food can damage the water chemistry. Draining the tub due to contamination may incur **\$500+ fees**.

### **? No Alcohol or Drugs While Soaking**

For your safety, please avoid using the tub under the influence.

### **? Children Must Be Supervised**

Anyone under 16 must have an adult present while in or around the tub.

### **? No Open Wounds or Illness**

Skip soaking if you have cuts, abrasions, or feel unwell.

### **? No Pets or Diving**

Pets and jumping/diving are strictly prohibited.

### **? Cover When Not in Use**

Always replace the cover to retain heat and keep debris out. Leaving it off may result in **excessive heat loss charges**.

### **? Quiet Hours**

Hot tub use is limited between **11:00 PM – 7:00 AM** to respect our neighbors.

### **?? Use at Your Own Risk**

Guests are responsible for safe use. Hosts are not liable for accidents or injuries.

### **? Damage & Cleaning Fees**

Any misuse or extreme cleaning needs may result in **\$500+ charges**.

### **? Camera Notice**

There is a **camera in the lower hot tub area**. This is only used to ensure rules are followed. Ignore it, follow the rules above, and enjoy the tub and the view!


## **Cover Removal**

### **? Quick Steps to Remove the Hot Tub Cover ??**

1. Watch this video:

#### **Youtube Video**

Scan QR code to visit



Unclip the **buckles on the front** of the hot tub.

Gently lift the cover using the **handle strap**—sometimes a few light pulls work best since the cover can suction to the tub.

Fold the cover in half.

Carefully lift and move it to the **designated spot** shown in the photo/video.

? **Do not drag the cover on the ground.** If you need help, please ask a second person—any damage to the cover may result in charges.




## **Prepare the Hot Tub for Use**

### **? Quick Steps to Prepare the Hot Tub for Use ??**

#### **1. Watch this video:**

#### **Youtube Video**

Scan QR code to visit



**Check the temperature** a few hours before your soak. ?? It takes about **1 hour per degree** to warm up. (The tub should rest at **98°F when not in use.**)

After removing the cover, open the **plastic step** to find the chemical *Pool Day Spa Protector*. ?

Add **one capful** of the Spa Protector **5–10 minutes before use.**

Double-check that you've followed the **rules posted on the sign by the step.** ?

Slip in, relax, and **enjoy the view!** ???

## **Bluetooth Speaker**

### **? Quick Steps to Turn On Lights & Bluetooth Speaker ?**

#### **1. Watch this video:**

#### **Youtube Video**

Scan QR code to visit





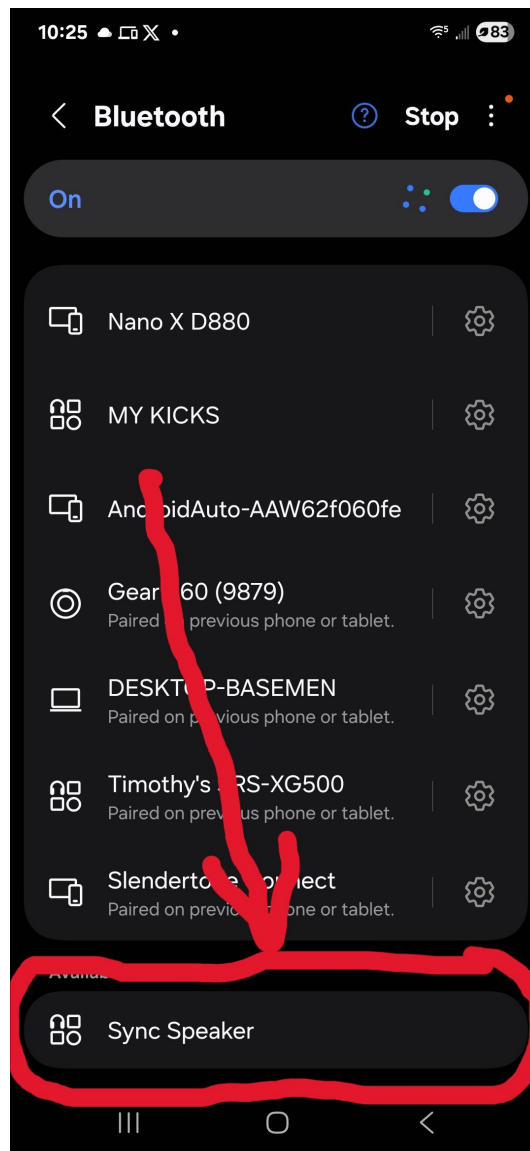
**Flip the switch** located on the **right side of the slider door (inside)** to power on the lights & speaker. ?

**Gently press the sync button** on the side of the speaker. ?

On your phone, **open Bluetooth settings** and select the speaker (see example image below). ?

Queue up your favorite playlist, hit play, and **enjoy the vibes!** ??






## **Replace the Hot Tub Cover**

### **?? Quick Steps to Replace the Hot Tub Cover ?**

1. Watch this video:

#### **Youtube Video**

Scan QR code to visit



**Before covering:** Turn down the jets and set the temperature back to **98 °F**. ??

**Lift the cover onto the tub**—do **not drag** it or let it touch the ground. ?

Place the **white label on the back side** of the hot tub.

Use the **scooting method shown in the video** to position the back corners correctly.

Adjust the **front corners** so the cover sits evenly over the tub.

**Reattach the straps** to secure the cover.

**Double-check** that the cover is fully sealed to save energy and retain heat. ??

## Property Access

### [Check-in](#)

#### Check-In Time

Welcome there

Check-in is from **16:00**

Our check-in and check-out times are set to ensure a smooth transition between guests, as there may be another booking before or after yours. We'll provide you with an access code prior to your arrival so you can check yourself in with ease.

Early check-in may be an option for a small fee depending on availability. If you're planning to arrive before the standard check-in time, please reach out to us, and we'll see if we can make arrangements—though we can't guarantee it.

Should you get here ahead of schedule, be sure to check out our **MAP** below, where we've put together a list of nearby places to visit and things to do while you wait.

#### Wifi Lock

Follow the below instructions to know how to operate the door lock.

Note: Press the "lock" button at the bottom right of the lock to turn on the keypad back-light if necessary.



## **USING THE 4-DIGIT ACCESS CODE TO UNLOCK**

- 1) Enter your secret entry code which will be sent via email, text and channel messaging
- 2) After hearing the ascending tone and the gears turn the door will be unlocked.
- 3) **Remember to re-lock behind you.** As you exit the property, from the outside, press the Lock logo.

## **The Neighbourhood**

## **Check-Out**

### **Check-Out Time**

Please note check out **before 10:00** .

#### **Before You Go, Please:**

- ?? Take out trash & recycling
- ? Place used towels/rags in the washer
- ? Close & lock all windows
- ?? Set thermostat to a neutral temp
- ? Turn off all lights
- ? Lock all doors

#### **Checkout Notes:**

- ? Please be out by checkout time so our cleaner can stay on schedule.
- ? Need extra time? Reach out at least 12 hrs ahead—more notice is even better.
- ? Extensions over 2 hrs may incur a \$50+ fee (cleaner's rescheduling charge).

Thanks for helping us keep everything running smoothly for you & future guests! ?

## **Guest Access**

### **Guest Access**

**Guest Access (continued)**

## WiFi Details

### [Accessing the WiFi](#)

#### **WiFi Login Details**



Please use the following details to connect to our complimentary WiFi

**WiFi Name:**

**WiFi Password:**

### [Wifi Troubleshooting](#)

#### **Troubleshooting**

Please make sure you're connected to the correct WiFi network: . If the signal is weak, try moving to a different spot in the home. Still not working? Switch on Airplane Mode, then turn WiFi off and back on. If it continues to give you trouble, reach out and we'll be happy to help troubleshoot. ??

## Recommendations

### [Shopping](#)

#### **Nicolet Farm Market**

##### **Nicolet Farm Market – Suring, WI**

A charming stop for fresh, locally sourced groceries and homemade treats. Nicolet Farm Market offers a variety of seasonal produce, dairy products, meats, and pantry staples. It's a convenient spot to pick up essentials or discover unique local goods.

##### **What to Expect:**

- **Fresh Produce:** Seasonal fruits and vegetables.
- **Homemade Baked Goods:** Delicious pies, cookies, and other treats.
- **Local Meats and Dairy:** Grass-fed beef and a selection of cheeses.
- **Specialty Items:** Unique finds like balsamic vinegars and frozen meats.

#### **Hi Hat Antiques**

##### **Hi Hat Antiques – Suring, WI**

A charming stop for anyone who loves vintage treasures and unique finds. Housed in a historic old bank, Hi Hat Antiques is filled with furniture, collectibles, décor, and nostalgic items from days gone by. You can even purchase drinks to enjoy while shopping! The shop is cozy and inviting, perfect for leisurely browsing or hunting for that special piece to bring home.

##### **What to Expect:**

- **Unique Collectibles:** Browse antique glassware, signage, toys, and other one-of-a-kind finds.
- **Nostalgic Atmosphere:** Enjoy a cozy, welcoming space that makes browsing a delight, even if you're just looking for inspiration.
- **Great for Gifts:** Pick up a special vintage item for yourself or a loved one

#### **Sweet Memories Candy Shoppe**



### **Sweet Memories Candy Shoppe – Lakewood, WI**

A charming, nostalgic stop that's perfect for all ages. Sweet Memories is a must-visit for anyone with a sweet tooth. Step inside this delightful shop and be transported to a world of classic treats and whimsical decor.

#### **What to Expect:**

- **Gourmet Ice Cream:** Choose from 20 flavors of delicious ice cream, served in-house-made waffle cones.
- **Homemade Fudge & Chocolates:** Indulge in 36 flavors of homemade fudge and a variety of chocolates, all crafted on-site.
- **Vintage Vibes:** Enjoy a cold Coca-Cola from a 1959 vintage Coke machine or listen to tunes on an old-fashioned player piano.
- **Kid's Corner:** Explore a room filled with candy favorites, games, and puzzles—perfect for rainy days.
- **Unique Gifts:** Browse a selection of gifts, toys, and family games to bring home a sweet memory.

## **Coffee Spots**

### **Jolted**

#### **Jolted LLC – Suring, WI**

A delightful stop for coffee lovers and candy enthusiasts alike. Enjoy expertly brewed coffee and refreshing Lotus energy drinks made with natural ingredients. Don't miss their unique freeze-dried treats. The friendly staff adds to the welcoming atmosphere.

### **Wolf River Roots**

#### **Wolf River Roots – White Lake, WI**

A charming coffeehouse nestled in a restored church, offering a cozy atmosphere perfect for relaxing or catching up with friends. Enjoy a selection of Colectivo coffee, breakfast, and lunch options, along with a variety of baked goods. The space also features gifts and wares by local artisans, adding a unique touch to your visit.

## **Restaurants**

### **Weather Wood Supper Club**

#### **Weather Wood Supper Club – Mountain, WI**

If you want a true Wisconsin supper club experience, this is the place! Cozy, friendly, delicious and only a few minutes away. Start with their Old Fashioned at the bar. Once seated, you'll love the fresh baked bread and classic salad bar (it's loaded with all the good stuff), followed by the Friday night fish fry, prime rib, or salmon. Relaxed vibe, great food, and the kind of spot that makes you feel like a regular right away.

### **Schleicher's Chute Inn**

#### **Schleicher's Chute Inn – Mountain, WI**

A cozy, homestyle diner just down the road. The service is warm and inviting, the food is fresh and delicious, and their homemade bakery treats are a must-try! Perfect for a hearty breakfast or lunch.

### **Maiden Lake Supper Club**

#### **Maiden Lake Supper Club – Mountain, WI**

Tucked right on the shore of Maiden Lake, this supper club has some of the best lake views around—try to get a table by the windows or out on the deck if the weather's nice. They're known for steaks, seafood, and a fantastic prime rib, plus their cocktails are spot-on (especially the Old Fashioneds). The atmosphere feels a little more "special occasion" but still has that classic Northwoods charm. If you can, time your visit for sunset—it's hard to beat.

### **Braise North**

#### **Braise North – Lakewood, WI**

A cozy coffeehouse by day and a charming wine bar by night, Braise North offers seasonal, globally inspired dishes made from scratch. On weekends, enjoy strong coffee, espresso drinks with house-made syrups, and freshly baked pastries. In the evenings, savor small plates and regional wines in a relaxed atmosphere. Perfect for a leisurely breakfast or a cozy dinner out.

### **Mulligan's Sports Bar**

#### **Mulligan's – Mountain, WI**

A fun, laid-back spot that's a local favorite for both food and drinks. The menu has something for everyone—burgers, sandwiches, wings, and hearty dinner plates. Portions are generous and the prices are reasonable. The atmosphere is friendly and relaxed, with plenty of TVs if you want to catch a game. It's more casual than a supper club, but always a solid choice.

### **Blind Walleye**

#### **Blind Walleye – Crivitz, WI**

Right on the water, this lively spot is great for food, drinks, and fun. Known for tasty fish, burgers, and sandwiches, plus don't miss Taco Tuesday! Trivia nights are also a blast, and the lake view makes the experience even better.

### **Sandtrap Bar and Grill**

## **Sandtrap Bar and Grill (continued)**

### **Sandtrap Bar and Grill – Lakewood, WI**

A local favorite with hearty fare, from Friday fish fry to burgers, sandwiches, and wraps. Friendly atmosphere and drink specials make it a great spot to unwind after a day out.

## **Hikes & Outdoor Activities**

### **Slippery Rock**

#### **Slippery Rock at Chute Pond County Park – Mountain, WI**

Looking for a fun and refreshing outdoor adventure? Head to Slippery Rock, a natural waterslide nestled in the scenic **Chute Pond County Park**. This unique spot features smooth, sloping rocks where the Oconto River cascades, creating a thrilling slide into the cool waters below. It's a favorite among locals and visitors alike, offering a perfect blend of nature and excitement.

#### **What to Expect:**

- **Natural Waterslide:** Experience the thrill of sliding down smooth rocks into the refreshing river. It's a natural waterpark experience that's both exhilarating and fun.
- **Easy Access:** The trail to Slippery Rock is less than a mile round trip and is relatively flat, making it accessible for most visitors. From the Chute Pond Dam parking area, cross the dam, follow the trail to a fork, take a left, and continue left to reach the top of Slippery Rock. Alternatively, from the campground, you can access it via a footbridge.
- **Scenic Views:** Along the trail, enjoy picturesque views of Chute Pond and the surrounding forest. It's a peaceful walk that leads to a rewarding natural feature.
- **Family-Friendly Fun:** Whether you're with kids or friends, Slippery Rock offers a memorable outdoor experience. Just remember to bring water shoes for a safer and more comfortable slide.

#### **Nearby Amenities:**

- **Chute Pond County Park:** The park offers various amenities including picnic tables, restrooms, campsites, and more to ensure a comfortable visit.
- **Beach Area:** After your adventure, relax at the sandy beach area, which includes a field house, park store, restrooms, showers, picnic tables, a playground, and a pavilion.

### **Green Lake Beach**

### **Green Lake Beach – Mountain, WI**

Looking for a peaceful spot to relax by the water? **Green Lake Beach**, nestled within the historic **Green Lake Park**, offers a serene lakeside retreat. This charming beach is perfect for a leisurely day of swimming, sunbathing, or enjoying a picnic with family and friends.

#### **What to Expect:**

- **Sandy Beach Area:** Relax on the soft sand and take a refreshing dip in the clear waters of Green Lake.
- **Historic Pavilion:** The beach is home to a rustic-style pavilion built by the Civilian Conservation Corps in the 1930s, listed on the National Register of Historic Places. It's a great spot for photos or a shaded retreat.
- **Picnic Areas:** Enjoy a meal at one of the picnic tables scattered around the park, offering beautiful views of the lake.
- **Playground:** Keep the little ones entertained at the nearby playground, making it a family-friendly destination.
- **Fishing Opportunities:** Green Lake is known for its excellent fishing spots. Bring your gear and try your luck!

**Weather**

[Weather Reeport](#)

**Weather Forecast**

**Weather**

Scan QR code to visit



## **Book Direct & Save**

**[Save 10% or More...](#)**

### **Direct Booking**

Save 10% or more by booking direct!

[www.TimberVacationHomes.com](http://www.TimberVacationHomes.com)

**Tailored Comforts & Conveniences**

[Products](#)

**Products**

{{upsell\_products\_all}}

## Contacts

### [Phone Numbers](#)

#### **Our Phone Number**

You may call, text or reach out to us via the booking app you booked through

#### **Accident / Emergency**

[Redacted]

**Fire:** 911

[Redacted]

[Redacted]

#### **Health**

In an emergency, call nine one one (911) and ask for an ambulance.



## 5 Star Stay Review Links

[Google](#)


### Review

We hope your travels were/are safe and that you had a 5 star stay while at our property. If there is anything you think we think we could do better please send us a message before leaving any negative reviews. We strive to ensure every guest has the best stay possible and would love a chance to rectify things for you or before the next guest stays at the property :)

With that said we have started a program where we will donate 50 meals to Feeding America for every guest that takes 10 seconds to leave us a review on Google:

### Google Reviews

Scan QR code to visit



If you'll leave a few pics in the review I'll donate 100 meals ;)

If you are ever in the area book direct and save!

-Tim

[www.TimberVacationHomes.com](http://www.TimberVacationHomes.com)