

## Property Access

### [Check-in](#)

#### **Check-In Time**

Welcome there!

Check-in starts at **15:00**

Our check-in and check-out times are set to ensure a smooth transition between guests, as there may be another booking before or after yours. We'll provide you with an access code prior to your arrival so you can check yourself in with ease.

Early check-in may be an option depending on availability. If you're planning to arrive before the standard check-in time, please reach out to us, and we'll see if we can make arrangements—though we can't guarantee it.

Should you get here ahead of schedule, be sure to check out our **MAP** below, where we've put together a list of nearby places to visit and things to do while you wait.

#### **Door Access**

Your personal access code will be {{guest\_phone\_last\_4}} and will become active at 15:00.

To open, key in these four numbers, in order, and the lock should open automatically. When locking the door, pull the door shut and press the lock button on the bottom right of the keypad. If you're entering and it's dark out, press the bottom left button on the keypad to illuminate the keys.

### [Check-Out](#)

#### **Check-Out Time**

As a reminder, check-out is by **10:00** .

Please see below further checkout instructions.

### [Property Rules](#)

#### **House Rules - Please Review**

## **House Rules - Please Review (continued)**

Compliance Note: Gilmer County strictly enforces Short-Term Rental (STR) ordinances. Violations of the rules regarding noise, occupancy, and parking can result in fines for guests and potential eviction without refund.

### 1. Quiet Hours & Noise (Strictly Enforced)

- County Ordinance: Gilmer County mandates specific quiet hours where noise must be kept to a minimum to respect our neighbors.
  - o Sunday – Thursday: 10:00 PM – 8:00 AM
  - o Friday – Saturday: 11:00 PM – 8:00 AM
- No Excessive Noise: Loud music, shouting, or disruptive behavior that can be heard from neighboring properties is prohibited at all times.

### 2. Occupancy Limits

- Maximum Occupancy: 4 Guests.
- Strict Limit: This number is set by the Fire Marshal and Gilmer County based on our septic system capacity and square footage.
- Visitors: No unregistered guests are allowed overnight unless approved by the hosts. Day visitors are allowed, guests are responsible for any damages caused to the property by day visitors.

### 3. Parking

- Designated Areas Only: Guests must park in the driveway only.
- Prohibited: Do NOT park on the street. Do not block any shared easements or neighbor's driveways.
- Vehicle Limit: We can accommodate a maximum of 3 vehicles.

### 4. Trash & Wildlife Safety (Bear Country)

- Secure Trash: We are in a natural habitat with black bears, raccoons, and other wildlife. Never leave food or trash outside or in your vehicle.
- Disposal: All trash must be bagged and placed inside the bear-proof Rigid metal box located at the end of the driveway. The key for the box locks is attached to a chain hanging from the right side of the box.
- Secure It: Ensure the lid is closed and locks are pushed in (i.e. box is locked) when finished.

### 5. Fire Safety & Fireworks

- Fireworks/Firearms: The discharge of firearms and fireworks is strictly prohibited on the property by county ordinance.
- Outdoor Fire Pit: Use the fire pit only if no "Burn Ban" is in effect. Keep fires contained and small. Never leave a fire unattended. Completely extinguish with water before going inside and cover the firepit with the metal cover.

### 6. Indoor Wood-Burning Fireplace

- OPEN THE FLUE FIRST: Before lighting a match, you must ensure the flue (damper) is open to allow smoke to escape.
  - o How to operate: Pull the metal lever inside the top of the firebox toward you until it locks. Use a flashlight to see if the flue is open.
  - o Test: Light a small piece of paper first. If smoke draws up the chimney, you are good to go. If smoke enters the room, the flue is closed.
- Proper Fuel: Use only the dry, seasoned firewood the host keeps in the woodshed outside. There is a supplied wood-carry bag at the shed (beige colored). Additional wood can be purchased nearby at local businesses like South Ellijay Firewood (24/7 self-serve), Walmart, or Home Depot. Do not use scavenged wood from the forest in the indoor fireplace.
  - o Do Not Burn: Trash, plastic, glossy paper, pine needles, or "green" (wet) wood. These cause dangerous creosote buildup and excessive smoke.
- Tending the Fire:
  - o Keep the metal mesh screen door closed at all times while the fire is burning to prevent popping embers from damaging the floor or other property.
  - o Do not overload the firebox; a small, hot fire is safer and cleaner than a large, smoldering one.
  - o NEVER leave the fire unattended.
- Extinguishing:

## Stargazer Cabin: Skydeck, Fire Pit, Wood Fireplace

### Property Guidebook

---

- o Separate the logs and let the fire die down naturally.
- o DO NOT use water to extinguish an indoor fire; this can crack the masonry and ruin the firebox.
- o Do not close the flue until the ashes are completely cold (usually 24 hours later) to prevent Carbon Monoxide buildup in the cabin.
- Damages & Liability:
  - o Guests are fully responsible for any damage caused by negligent fireplace use. This includes but is not limited to: smoke damage to furniture/drapes from a closed flue, burn marks on flooring/rugs from escaping embers, or damage to the masonry from using water.

#### 7. Septic System Care

- Flush Rules: This cabin operates on a sensitive septic system.
- Do Not Flush: Paper towels, feminine hygiene products, wipes (even "flushable" ones), or grease.
- Toilet Paper Only: Please flush only toilet paper and human waste. Damages/clogs caused by foreign objects will be charged to the guest.

#### 8. Check-Out Procedures

- Time: Check-out is strictly at 10:00 AM to allow our cleaners time to prepare for the next guests.
- Tasks:
  - o Load and start the dishwasher.
  - o Bag and remove all trash from the property and place in the metal Rigid box upon departure (see #4 above).
  - o Place all towels in the tub.
  - o Lock all doors and windows upon departure.
  - o Drive safe on your way out!

#### Emergency & Compliance Information

- Property 911 Address: 125 Laurel Mountain Road, Blue Ridge, GA 30513
- Emergency: Dial 911
- Location of nearest hospital: 2855 Old Hwy 5, Blue Ridge, GA 30513 (Blue Ridge Medical Center)
- Location of Fire Extinguisher: Under the kitchen sink, inside Master bedroom closet.
- Location of First Aid Kit: Inside bathroom vanity, right hand lower cabinet.
- Smoke and carbon monoxide detectors are installed as required.
- Fire escape routes and floor plan are posted.

#### ?? A Note on Fines

Failure to comply with County Ordinances (Noise, Parking, Occupancy, Trash) may result in fines issued by Gilmer County Code Enforcement. The booking guest is responsible for any fines incurred during the stay.

## **Noise**

### **Noise & Quiet Hours**

- To ensure a peaceful environment for everyone, quiet hours are set by Gilmer County and can be reviewed under House Rules. If socializing outdoors, please keep voices low and other noise to a respectable minimum. If noise levels become disruptive, we kindly ask that you move inside to avoid disturbing our great neighbors.

## **Additional Notes**

### **Additional Notes (continued)**

#### ? Wildlife & Mountain Living

Our cabin is surrounded by nature, so you may encounter birds, butterflies, squirrels, deer, insects, or even the occasional bear. We provide regular pest control, but wildlife encounters are part of mountain life. Encounters are possible and are at your own risk; we are not liable for wildlife activity during your stay.

#### ?? Bear Safety & Best Practices

?? No food left outside-avoid leaving trash, birdseed, or compost outdoors

?? Bear-proof trash enclosure-please place garbage inside & close securely

? Lock your car doors-bears can and will try to enter unlocked vehicles

? Clean the grill after use-prevents smells that attract wildlife

Please read the House Rules before Booking to make sure this is the cabin for you.

### **Registered Guests Only**

- Only the number of guests included in your booking are permitted on the property. Extra overnight guests beyond the reservation are not allowed. If additional guests are found to have stayed without prior approval, you will be charged for their stay at a rate of \$150.

### **No Parties**

- This property has a strict **no parties** policy. Please be mindful and keep gatherings small and respectful. Noise travels in the mountains and we like to maintain a great relationship with our neighbors nearby.

### **Trash & Recycle**

Upon check out, all trash must be bagged and placed inside the bear-proof Rigid metal box located at the end of the driveway. The key for the box locks is attached to a chain hanging from the right side of the box.

We currently do not have a Recycling bin. Please place all recyclables with trash.

## **Guest Access**

### **Guest Access**

Guests have access to the house, skydeck, porch, fire pit, and lower deck. Guests are not permitted to access the attic, crawl space, locked storage room, or underneath the deck. Any unauthorized access will result in the guest removal from the property without a refund.

## **Room Layout**

### **Bedroom Layout**

### **Bedroom Layout (continued)**

Bedrooms are configured in the following

## WiFi Details

### [Accessing the WiFi](#)

#### **WiFi Login Details**



Please use the following details to connect to our complimentary WiFi

**WiFi Name:** 125Laurel

**WiFi Password:** PaintedCow

### [Wifi Troubleshooting](#)

#### **Troubleshooting**

Please check you are connected to the correct WiFi network **125Laurel** . Try different locations in the property, and if it's still not working, please try turn on Airplane mode and turn off your wifi, then turn it on and try again.

If it still doesn't work, please reach out and we will attempt to troubleshoot further.

## How to use...

### [Barrel Sauna](#)

### [Outdoor Lights](#)

#### **Porch + Deck Lights**

There are two, small plastic clickers on the front porch that work the string lights on the property. The one located next to the front door works the lights on the porch. Press the "On" button in the first row to turn these on. Similarly, to turn these off, press the "Off" button on the same row.

This same procedure works for the clicker next to the porch door. That clicker works the lights on the lower deck.

## [Entertainment](#)

### **TV**


? TV & Streaming Guide

#### **Turning on the TV**

1. Press the Power button on the Roku TV remote.
2. The Roku TV has Guest Mode enabled, so you'll be asked to set your checkout date when first turning on the TV.
3. Additionally, you can download the Roku TV App to your Apple or Android device to operate the TV.
  - Here's a short video on how this works:

#### **How to Use the Roku App as a Remote**

Scan QR code to visit



Be sure you're connected to 125Laurel to use the Roku App as the remote.

#### **Using Netflix & Other Streaming Apps**

- As a Roku Smart TV, there are already a few preloaded apps on the Home screen. With Guest Mode, you can log into these apps with your own credentials and pickup where you left off last.
- If a streaming app you normally use is not on the home screen, search for it on the Roku app store and download it.
- Upon checkout, all credentials are erased and you are logged out of any accessed apps/accounts on the TV.


ay

- The TV is also equipped with AirPlay if you'd rather stream to the TV from your device.

- Be sure you're connected to 125Laurel to AirPlay.
- If needed, here's a detailed video on how AirPlay works:

#### How to use AirPlay

Scan QR code to visit




### [Fireplace + Fire Pit](#)

#### Indoor Wood-Burning Fireplace

We strive to maintain a working, safe, and enjoyable wood-burning fireplace at Bennett's Place for all guests to use. To ensure this, please refer to the

#### Property Rules

Scan QR code to visit




, #6, for guidance.

The Ash Pail is kept on the front porch if needing to remove any remains from a previous fire. Please use caution when removing ash and spent wood so as to not harm yourself or the property.

If you're needing guidance on proper indoor fire making, here's a beneficial video:

#### How To Start a Fireplace Fire

Scan QR code to visit




#### Outdoor Breeo Fire Pit

## **Outdoor Breeo Fire Pit (continued)**

We hope you have the chance to enjoy our outdoor fire pit! The Breeo fire pit is a "smokeless" design that requires a specific technique to achieve its intended use. If needing a refresher or guidance on how to build a fire in the Breeo, you can watch this video:

### **the Best Way to Start a Fire**

Scan QR code to visit



### **IMPORTANT RULES:**

- Everyone is responsible for fire safety for themselves and for others.
- The Breeo is made of steel and gets very hot to the touch. Use caution when around the fire pit to avoid burns or injury.
- Do not extinguish the fire by saturating with water or by covering the fire pit with the lid. Both actions will damage the property and can result in damage fees assessed by the host.
- Be fire safe and observe all burn bans in effect during your stay for Gilmer County.

## **Kitchen Appliances**

### **Stove**

If the stove isn't working, try holding down the LOCK button for 3–5 seconds to disable the safety lock.

If it still doesn't turn on, ensure you've placed a pot or pan on the element—our stove uses induction technology, which requires a compatible cookware item to activate. (all of our cookware is induction compatible)

Reach out to the Host if you're still having trouble.

## Activities + Guides


### [Nearby Attractions](#)

#### **Nearby Activites**

Blue Ridge and Ellijay have a multitude of activies. There are a few linked below, but many more can be found simply searching online or walking around downtown Blue Ridge or Ellijay.


#### **Blue Ridge Scenic Railway**

Scan QR code to visit




#### **Mercier Orchards**

Scan QR code to visit




#### **Swan Drive-In Theater**

Scan QR code to visit




### **Blue Ridge Adventure Park**

Scan QR code to visit



### **The Sasquatch Museum**

Scan QR code to visit



## **[Local Hikes](#)**

### **Favorite Hikes**

Bennett's Place is perfectly situated for your next adventure outdoors!

You can quickly find a nearby hike through

### **AllTrails**

Scan QR code to visit



or by searching on

### Google Maps

Scan QR code to visit



Some nearby suggestions:

- Benton MacKaye Trail: steps away from the cabin. Look for the White Diamond trail markers at the bottom of Laurel Mountain Rd where it runs into Laurel Ridge Rd.
- Fall Branch Falls Trail: moderate difficulty with waterfall access/views
- Lake Blue Ridge Loop: as the name suggests, a small loop at a public access point at Lake Blue Ridge
- Long Branch Trail: scenic loop trail

## Local Eats + Drinks


### Favorite Restaurants & Drinks

You'll find a plentiful amount of options around Bennett's Place, below are a couple of our favorites in case you need to narrow your search.

#### Wineries


### Roo Mountain Vineyards

Scan QR code to visit




### Bear Claw Vineyards

Scan QR code to visit



**Kerith House**


Scan QR code to visit



Breweries/Cideries:


**Tipping Point Brewery**

Scan QR code to visit




**Grumpy Old Men Brewing**

Scan QR code to visit




**Cartecay River Brewing**

Scan QR code to visit



**Reece's Cider Company**


Scan QR code to visit



Food:


**Ellijay Tapz**

Scan QR code to visit




**The Butcher and Bottle**

Scan QR code to visit




**Twisted Tomato**

Scan QR code to visit



### **The Dogwood**

Scan QR code to visit



## **[Viator Activities](#)**

### **View Available Activities**

We've partnered with Viator to offer curated activities nearby:

### **Activities**

Scan QR code to visit



We've partnered with Viator to offer curated activities nearby:

Weather

[Weather Report](#)

Weather Forecast

Weather

Scan QR code to visit



## Contacts

### [Outreach](#)

#### **Contact the Host**

You can reach out to us via the booking app you booked through.

#### **Accident / Emergency**

**Fire: 911**

#### **Health**

In an emergency, call nine one one (911) and ask for an ambulance.

#### **Closest Hospital**

Blue Ridge Medical Center: 2855 Old Hwy 5, Blue Ridge, GA 30513

## Book Direct & Save

[Save 10%](#)

### **Direct Booking**

Save 10% or more by booking direct on our website!

## Booking Options


### **Book Direct**

Scan QR code to visit



### **Book with Airbnb**

Scan QR code to visit



### **Book with Booking.com**

Scan QR code to visit



### **Book with VRBO**

Scan QR code to visit



Save 10% or more by booking direct on our website!

## Leave us a Review

[Leave a review](#)

### **Review Request**

Had an amazing stay? We'd love a quick 5-star review! Please leave us a review on the platform you booked through – it takes 30 seconds and means the world to us. You can also add our cabin to your favorites / wish list for easier navigation next time!

Safe travels home, and come back soon – we're looking forward to hosting you again soon.